

B920 Two-line Alphanumeric Keypad (SDI2)

www.boschsecurity.com



BOSCH
Invented for life



- ▶ 2-line LCD display with up to 32 character point, user, and area names
- ▶ Simple menu-style user interface with dedicated function buttons for common commands, including status indication
- ▶ Situation sensitive on-screen help makes system operation simple and easy
- ▶ Highly visible on (arm)/alarm, ready to turn on (arm), power and gas alarm indicators
- ▶ Simple installation with self-locking base and chassis design, plus built-in bubble level

The B920 Two-line Alphanumeric Keypad (SDI2) is a SDI2 bus compatible device. Each keypad has user adjustable options such as volume and brightness. The B920 shows two-line system messages for all areas.

System overview

- For commercial use, install the keypad in building entrances and areas with unrestricted access. Mounting a keypad near exterior doors in hotel or business lobbies allows people to identify the type and location of the emergency.
- For residential use, install the keypad near the front and rear entrances to the home. Install additional keypads in a kitchen or in a bedroom.
- Use multiple keypads in a large building with many separate areas of security. Program multiple keypads to control multiple areas.
- Audible tones from the keypad sounder alert personnel to fire events and assist fire fighters in locating the keypad.

Functions

LCD display

The keypad uses words, numbers, and symbols to show the status of the security system. When several events occur, the keypad shows each event in order of priority.

Keys






Each keypad has 10 number keys and seven function keys. When pressed, keys turn on keypad backlighting and emit the keypress tone (short beep). The function keys include programmable function keys and keys to initiate arming and bypassing with one keypress.

Audible tones

The keypad has a built-in speaker that produces several distinct warning tones. The tones are differentiated so that the user can recognize an event simply by hearing its associated tone. The keypad backlight illuminates when it emits an audible tone. Users can use a passcode to silence the tone.

Status indicators

The status indicators on the keypad provide a quick visual reference for system status.

	The system is ready to turn on (arm)
	The system is on (armed)
	Indicates there is a trouble condition
	Indicates the presence of dangerous gases including carbon monoxide (NFPA 720)
	Indicates that the system has power

Audible tones

The keypad has a built-in speaker that produces several distinct warning tones. The keypad backlight illuminates when it emits an audible tone. You can use a passcode to silence the tone.

The tones include:

- Fire signal. When an area is in fire alarm, the keypad emits a pulsed, high-pitched bell tone.
- Gas signal. When a gas point activates, the keypad emits a unique high pitched tone.
- User alarm. When a user alarm (such as panic and medical alarms) occurs, the tone sounds for the programmed amount of time.
- Burglary signal. When an area is in alarm, the keypad emits a steady, high pitched bell tone.
- Entrance warning. The keypad emits an intermittent beep tone during entry delay periods to remind the user to disarm the area.
- Exit warning. The keypad emits an intermittent beep tone during exit delay.
- Invalid button buzz. When an invalid button, or sequence of buttons, is pressed, the keypad emits a flat buzz tone.
- Keypad encoding tone. The keypad emits a muted beep tone as each button is pressed to indicate that the entry was accepted.
- Trouble buzzer. When a trouble event occurs, such as a service alert, the keypad emits a two-tone warble until you enter a programmed passcode with the appropriate authority.
- Watch tone. A single clean tweedle tone alerts the user anytime a watch point is faulted.

Certifications and approvals

Region	
US	UL 365 - Police Station Connected Burglar Alarm Units and Systems
	UL 609 - Local Burglar Alarm Units and Systems
	UL 636 - Holdup Alarm Units and Systems
	UL 985 - Household Fire Warning System Units
	UL 1023 - Household Burglar Alarm System Units
	UL 1076 - Proprietary Burglar Alarm Units and Systems

UL 1610 - Central Station Burglar Alarm Units

CSFM - California Office of The State Fire Marshal

FCC Part 15 Class B

Canada CAN/ULC S303 - Local Burglar Alarm Units and Systems

CAN/ULC S304 - Signal Receiving Centre and Premise Alarm Control Units

ULC-ORD C1023 - Household Burglar Alarm System Units

ULC-ORD C1076 - Proprietary Burglar Alarm Units and Systems

ICES-003 - Digital Apparatus

ULC S545 - Residential Fire Warning System Control Units

Region	Certification	
USA	UL	NBSX.S1871, NBSX7.S1871, UTOU.S1871, UTOU7.S1871, AMCX.S1871, AMCX7.S1871, AMTB.S1871, ANET.S1871, AOTX.S1871, AOTX7.S1871, APAW.S1871, APAW7.S1871, APOU.S1871, APOU7.S1871 [UL & cUL]
	CSFM	7167-1615:0247 7167 -- CONTROL UNIT (HOUSEHOLD)

Installation/configuration notes

Compatible control panels

B5512

B4512

B3512

GV4 Series firmware v2.00 and higher

Mounting considerations

Mount in indoor dry locations.

Power supply

A compatible control panel supplies the power and data requirements to the keypad through a four-wire connection.

Enclosure and wiring

The sliding self-locking enclosure has an integrated bubble level and custom gap-free, lift-gate style terminal blocks to make installation easier.

Parts included

Quant.	Component
1	Keypad
1	Hardware pack
1	Set of ABC key labels
1	Installation Guide

Technical specifications

Wiring

Terminal wires	12 AWG to 22 AWG (2 mm to 0.65 mm) wire
----------------	---

Environmental considerations

Relative humidity	5% to 93% at +32°C (+90°F) non-condensing
Temperature (operating)	0°C to +50°C (+32°F to +122°F)

Keypad

Dimensions	6.2 in x 4.7 in x 1 in (158 mm x 120 mm x 26 mm)
Weight	11.3 oz (0.32 kg)
Material	Acrylonitrile butadiene styrene (ABS) Poly(methyl methacrylate) (PMMA)
Display window	2 line display 18 characters per line
Indicators	Illuminated keys Status icons Warning and indicating tones

Power requirements

Current	35 mA in standby mode 70 mA in alarm mode
Voltage (input)	12 VDC nominal

Ordering information

B920 Two-line Alphanumeric Keypad (SDI2)

Two-line alphanumeric keypad

Order number **B920**

Accessories

B96 Keypad Trim Bezel

Cover the wall footprint of previous keypads when replacing them with the new, slim design of B Series keypads. The white trim bezel is 8.6 in x 6.3 in x 0.12 in (22 mm x 16 mm x 3 mm).

Order number **B96**

Represented by:

Americas:

Bosch Security Systems, Inc.
130 Perinton Parkway
Fairport, New York, 14450, USA
Phone: +1 800 289 0096
Fax: +1 585 223 9180
security.sales@us.bosch.com
www.boschsecurity.us

Europe, Middle East, Africa:

Bosch Security Systems B.V.
P.O. Box 80002
5617 BA Eindhoven, The Netherlands
Phone: +31 40 2577 284
Fax: +31 40 2577 330
emea.securitysystems@bosch.com
www.boschsecurity.com

Asia-Pacific:

Robert Bosch (SEA) Pte Ltd, Security Systems
11 Bishan Street 21
Singapore 573943
Phone: +65 6571 2808
Fax: +65 6571 2699
apr.securitysystems@bosch.com
www.boschsecurity.asia

China:

Bosch (Shanghai) Security Systems Ltd.
201 Building, No. 333 Fuquan Road
North IBP
Changning District, Shanghai
200335 China
Phone +86 21 22181111
Fax: +86 21 22182398
www.boschsecurity.com.cn

America Latina:

Robert Bosch Ltda Security Systems Division
Via Anhanguera, Km 98
CEP 13065-900
Campinas, Sao Paulo, Brazil
Phone: +55 19 2103 2860
Fax: +55 19 2103 2862
latam.boschsecurity@bosch.com
www.boschsecurity.com