



# WatchNET

Integrated Digital Technologies



**WPT-26EX**



#### PRODUCT FEATURES:

- ❖ Effective TV Lines: 540 TV Lines
- ❖ Viewing angle - 57.8° to 1.7°
- ❖ 312x Zoom Capability Ratio (26x optical, 12x digital)
- ❖ Enhanced Spherical Privacy Zone Masking Function (max. 24 masking blocks)
- ❖ SMART Lens Control (Sony Modular Automatic Lens Reset Technology)
- ❖ Electronic-Flip (E-Flip) Function
- ❖ Alarm Function
- ❖ Auto ICR (IR Cut-filter Removal) Mode
- ❖ Picture Freeze Function
- ❖ Image Stabilizer Function
- ❖ Minimum illumination of 1.0 lux
- ❖ High-Performance Digital Signal Processing (DSP)
- ❖ High-Speed Serial Interface (max. 38.4 Kb/s)
- ❖ Equipped with Key Switch Connector (CN601) for Camera Control with External Equipment
- ❖ Various Customizable Settings
- ❖ Internal/External Sync
- ❖ Low Power Consumption (1.6 W with motors inactive)
- ❖ EEPROM Backup System without Battery
- ❖ Lead-free Solder and Halogen-free Printed-circuit-boards
- ❖ 5 time schedule flexible to suit your security needs

**High Speed  
PAN, TILT & ZOOM  
High Sensitivity  
With 5 Time Run Schedule**

Watchnet's new WPT-26EX camera represents an evolution in security Pan Tilt Zoom applications. These high-sensitivity cameras are equipped with an integrated lens and incorporate such new and unique surveillance features such as: *Enhanced Spherical Privacy Zone Masking Function* and *SMART Lens Control Technology*. In addition, these cameras also incorporate high-performance Digital Signal Processing (DSP) that provides for enhanced picture quality and operability compared to conventional cameras.

The WPT-26 EX cameras combine a high-sensitivity 1/4 type EXview HADTM CCD and Sony's new powerful 26x zoom "SMART" lens with a wide horizontal field of view allowing images to be captured a minimum illumination of 0.1 lux. In addition. The WPT-26 EX is equipped with a variety of convenient functions such as E-Flip, Alarm, Picture Freeze and Auto ICR that has been inherited from the earlier EX Series camera. Moreover, The WPT-26EX cameras use lead-free solder and halogen-free printed circuit boards, making these cameras environmentally friendly. Combining superb picture quality and a variety of unique and convenient features, these new EX cameras are the perfect match, both indoors or outdoor, for demanding security and monitoring applications.



## 26x Zoom Capability with Wide/Telephoto Horizontal Field of View

**Watchnet's** new WPT-26EX camera incorporates a 26x optical zoom lens, allowing for a zoom capability of up to 312x when used in combination with its 12x digital zoom. Users can zoom in on small or distant objects with exceptional clarity. The zoom range is "tele-shifted" toward the telephoto end. .

## Electronic-Flip (E-Flip)

**Watchnet's** new WPT-26EX camera has an E-Flip function that electrically flips an image upside down so that it is displayed on the monitor accurately. In a dome application for example, if a tracked object moves beneath the camera dome, the image can be inverted to maintain the correct orientation.

## TECHNICAL SPECIFICATIONS

### SMART Lens Control (Sony Modular Automatic Lens Reset Technology)

**Watchnet's** new WPT-26EX cameras incorporate a SMART Lens Control technology that monitors lens focus position during zooming and automatically compensates for mechanical misalignment, which may occur over long periods of continuous usage. With the introduction of SMART lens control, periodic lens initialization is no longer recommended in continuous 24-hour operation.

## Alarm Function

**Watchnet's** new WPT-26EX camera provides an Alarm function that detects changes in AF, AE, or both AF and AE levels of an image and outputs an alarm signal as required to external equipment via its control interface using VISCA protocol. This feature is ideal for automatically performing functions such as sounding an audible alarm or triggering an electric door strike to lock or unlock a door when focus or luminance levels change. These cameras are also equipped with a Spot AE function that allows them to detect changes in AE levels of designated areas of the images, and output an alarm signal. Users can designate multiple detecting areas from any of 16 vertical and 16 horizontal blocks. In addition, these cameras feature a DAY/NIGHT mode that can output an alarm signal via the VISCA protocol in response to a change in the designated brightness/darkness level.

## Enhanced Spherical Privacy Zone Masking

A newly developed Enhanced Spherical Privacy Zone Masking feature allows unwanted or prohibited areas within an image to be masked precisely and appropriately. This technology allows masking areas to be interlocked with Pan/Tilt/Zoom movements regardless of the camera angle. What is unique about this feature as compared to conventional masking is that the masked areas remain covered even when the camera is circling. In addition, when zoom is engaged, the size of all masked areas adjusts in proportion to the zoom position. This feature is essential for dome cameras used in wide-area monitoring applications. Users can easily set masking areas on the screen by simply positioning each area to be masked in the center of viewer, indicated by two intersecting lines, and executing the masking function. A maximum of 24 masking areas can be preset to any of 160 horizontal and 120 vertical masking blocks, and up to eight block positions with two colors can be selected together.

### Auto IR Cut Filter Removal (ICR)

For optimized sensitivity in both day and night-time shooting applications, these cameras incorporate an Auto ICR function. With a set level of darkness, the IR Cut filter is automatically disabled (ICR ON) and the infrared sensitivity is increased. With a set level of brightness, the filter is automatically enabled (ICR OFF). The ICR automatically engages depending on the ambient light, allowing the cameras to be effective in a variety of lighting conditions.

## Picture Freeze

**Watchnet's** new WPT-26EX camera is equipped with a Picture Freeze function that allows for the output of a still image while the camera is panning, tilting, zooming, focusing, initializing the lens, or performing preset operations. For example, the camera will output a still image before it begins to pan, tilt, or zoom, and once the operation is completed, the camera continues to display images; unnecessary images are not displayed.


## EXview HAD™ CCD

Equipped with Sony EXview HAD CCD technology, these particular FCB cameras provide excellent sensitivity and low smear levels.

Image device	1/4-type Super HAD		1/4-type EXview HAD CCD	
Signal System	NTSC	PAL	NTSC	PAL
Effective picture elements	Appr. 680,000 pixels	Appr. 800,000 pixels	Appr. 380,000 pixels	Appr. 440,000 pixels
Lens	26X optical zoom			
Digital zoom	12x (312x with optical zoom)			
Effective TV Lines	540 TV Lines			
Preset positions	128 presets			
Viewing angle (H)	57.8° (wide end) to 1.7° (tele end)			
Sync system	Internal/External (V-Lock)			
Minimum illumination	2.0 lx (typical) (F1.6, 50 IRE)		1.0 lx (typical) (F1.6, 50 IRE)	
S/N ratio	More than 50 dB			
Electronic shutter	1/1 to 1/10,000 s, 22 steps			
White balance	Auto, ATW, Indoor, Outdoor, One-push, Manual			
Gain	Auto/Manual (-3 to 28 dB, 2 dB steps)			
AE control	Auto, Manual, Priority mode, Bright, EV compensation, Back-light compensation			
EV compensation	-10.5 to +10.5 dB (1.5 dB steps)			
Back-light compensation	On/Off			
Privacy zone masking	On/Off (24 positions)			
Flicker cancel	Auto	-	Auto	-
Focusing system	Auto (Sensitivity: normal, low), One-push AF, Manual, Infinity, Interval AF, Zoom Trigger AF			
Picture effects	E-Flip, Nega Art, Black&White, Mirror Image			
Camera operation switch	Zoom tele, Zoom wide			
Video output	VBS: 1.0 Vp-p (sync negative), Y/C Output			
Camera control interface	VISCA (TTL signal level), baud rate: 9.6 Kb/s, 19.2 Kb/s, 38.4 Kb/s, 1 or 2 Stop bit selectable			
Storage temperature	-4 to 140°F (-20 to 60°C)			
Operating temperature	32 to 122°F (0 to +50°C)			
Power consumption	24 Volt AC			
Gross weight (kg)	7.50Kg (Indoor) / 8.50Kg (Outdoor)			
Dimensions (mm)	Indoor: 300 X 215mm / Outdoor: 300 X 231mm			

## INTRODUCING

**The NEW PTZ Camera  
with 5 time schedule  
flexible to suit your security needs**



**Morning Preset Scan**  
7 am to 9 am



**Tour Presets**  
9 am to 11 am



**Run Pattern**  
11 am to 4 pm



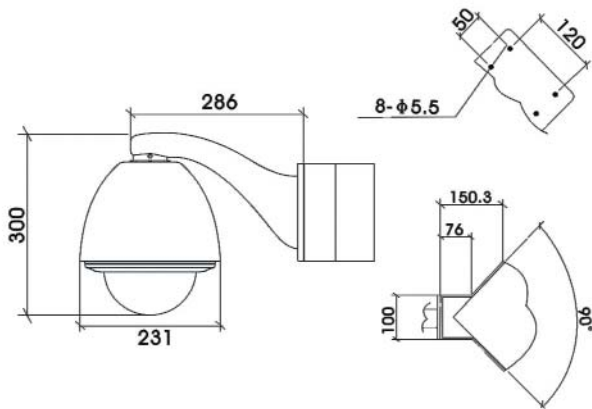
**Scan Specific Areas**  
4 pm to 6 pm



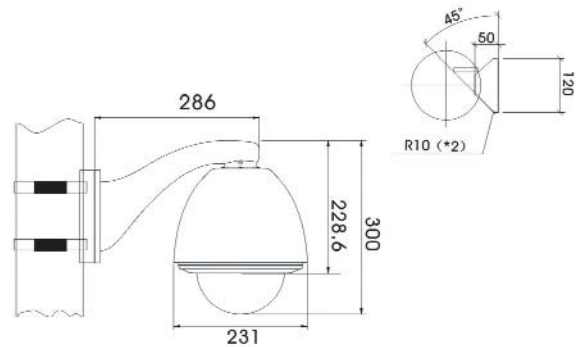
**Zoom & Park to Monitor  
Preset Area**  
6 pm to 7 am

# TECHNICAL SPECIFICATIONS

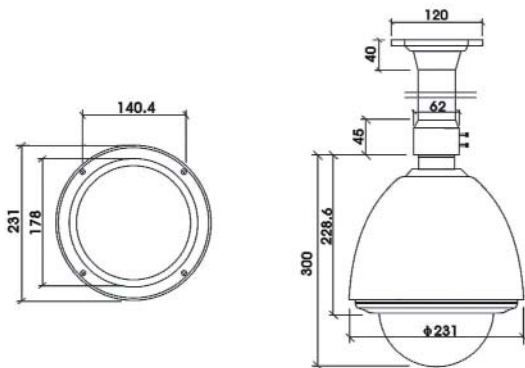
## Corner Mount



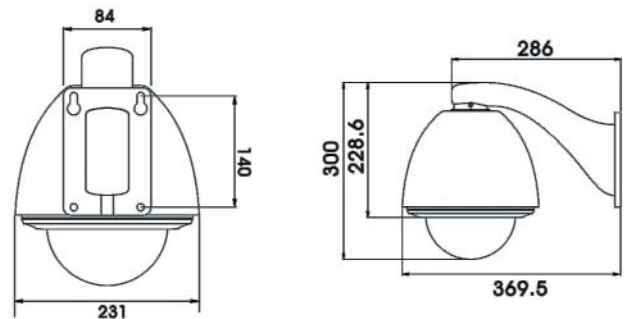
## Pole Mount



## Pendant Mount



## Wall Mount



All product specifications on this brochure are subject to change without notice.

**National Sales Office:**  
351 Ferrier Street, Unit 5  
Markham, Ontario  
L3R 5Z2, Canada  
Tel: 416-410-6865  
Fax: 1-866-331-3341  
Toll Free: 1-866-843-6865

**USA**  
Suite 105, 275 Cooper Ave  
Tonawanda, NY  
14150 USA  
Toll Free: 1-866-843-6865  
Local: (716) 877-7277  
Fax: 1-866-331-3341

**UAE:**  
P.O.Box # 8425  
Dubai, UAE  
Tel: + 971 4 3963067  
Fax: + 971 4 3963067  
Mobile: + 971 50 5869290

**INDIA:**  
E- 98, Ground Floor  
Lajpat Nagar-I  
New Delhi-110024  
Tel: +91 11 46543838