

**BOSCH**
Invented for life

AutoDome Easy II



- ▶ **Ultra compact for discrete surveillance and improved aesthetics in indoor and outdoor applications**
- ▶ **High-speed 360-degree continuous pan**
- ▶ **High resolution/sensitivity 530 TVL color camera**
- ▶ **120x zoom (10x optical, 12x digital)**
- ▶ **Multiple tour and auto-pan modes**
- ▶ **Multi-protocol capable**
- ▶ **Durable vandal-resistant housing and bubble**

AutoDome Easy II is a rugged, extremely compact, and easy to install PTZ camera system which incorporates many features typically only found in traditional high-speed dome cameras. This discrete, high-speed dome camera has been specifically designed to deliver uncompromised functionality and performance at a very affordable price for indoor and outdoor applications.

AutoDome Easy II highlights

With a dome diameter of only 4 inches (10.2 cm), the AutoDome Easy II is about 70% smaller than traditional PTZ cameras and 20% smaller than other compact domes. These compact dimensions make the AutoDome Easy II ideal for discrete surveillance applications.

Despite its compact design, the AutoDome Easy II delivers state-of-the-art technology and features that are rare to most compact PTZ cameras. Its variable pan and tilt speeds and autopivot ensure optimal camera control and viewing at all zoom levels. The high-performance 120x (10x optical/12x digital) zoom autofocus camera incorporates the latest digital imaging technology with excellent sensitivity and resolution. With 99 user-defined presets as well as multiple tour and autopan modes, the AutoDome Easy II is not small on features.

A single AutoDome Easy II provides as much coverage as four fixed mini domes and is priced lower than a traditional PTZ dome camera. The AutoDome Easy II maximizes your security investment by integrating with the entire line of Bosch video products including variable speed Allegiant matrix switchers, DiBos and Divar digital recorders, as well as the full range of Bosch video over IP products.

And, the AutoDome Easy II is simple to install and use; available with surface, wall, recessed, and pipe mount options. These mounting options ensure that the AutoDome Easy II can be mounted nearly anywhere. Intuitive set-up menus make dome configuration quick and easy. Built-in IntuiKey support means that the AutoDome Easy II uses the same familiar keyboard and joystick commands as the rest of the Bosch AutoDome family.

Functions

The following are some of the features that make the AutoDome Easy II Series the perfect fit for a variety of indoor surveillance applications.

High-performance 120x PTZ color camera

The AutoDome Easy II PTZ cameras have a 1/4-inch color CCD. With 530 TVL (NTSC/PAL) resolution and sensitivity to below 1.0 lux, the AutoDome Easy II Series offers exceptional performance at a very affordable price.

The AutoDome Easy II supports up to 99 user-defined prepositions, as well as 1 preset tour, 2 recorded tours, and 2 auto-pan modes. The preset tour can be programmed with up to 99 prepositions and a configurable dwell time between positions. The recorded tours playback up to 15 minutes of any manual camera movements made during the recording, including the rate of pan, tilt and zoom speeds and other lens setting changes.

Pan and tilt preset repeatability are accurate to within ± 0.1 degrees to ensure that the correct scene is captured every time. AutoDome Easy II delivers variable pan/tilt speeds from a crawl speed of only 0.1 degrees per second up to an ultra-quick 120 degrees per second. The dome is capable of pan speeds of 360 degrees per second and tilt speeds of 100 degrees per second between prepositions. AutoDome Easy II provides a tilt range of 0 to 94 degrees, and a pan range of up to 360 degrees continuous rotation.

The patented AutoScaling (proportional zoom) and AutoPivot (automatically rotates and flips the camera) ensure optimal control.

Cost effective coverage

It typically requires four or more fixed dome cameras to provide a full 360 degrees of surveillance coverage. Traditional PTZ dome cameras provide full coverage, but at a significantly higher cost. A single AutoDome Easy II provides as much coverage as four fixed domes, but is priced lower than a traditional PTZ dome camera. Not only is your initial investment smaller, but installation and maintenance costs are reduced as well.

Superior privacy masking

The AutoDome Easy II allows for a total of 12 individual privacy masks, with up to 12 displayed in the same scene. Unlike conventional privacy masks, these can each be programmed with three, four, or even five corners to cover more complex shapes. As the camera is zoomed each mask changes size smoothly and quickly ensuring that the covered object cannot be seen. You also have a choice of black, white, and blurred characteristics. The blurred option comes in handy when privacy is an issue, but determining the presence of motion is still required.

Rugged reliability

A heavy-duty, tamper-resistant aluminum housing and rugged polycarbonate bubble protect the camera from vandalism and theft, ensuring the AutoDome Easy II continues to deliver critical images even in the toughest environments.

As with all Bosch products, the AutoDome Easy II has been subjected to the industry's most comprehensive and demanding battery of endurance tests such as HALT (highly accelerated life testing) to make sure it will hold up through years of use. And of course, it comes with Bosch's industry-leading 3-year warranty.

Ease of installation and servicing

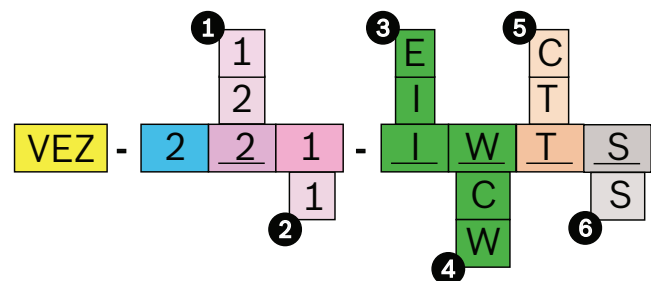
The AutoDome Easy II has been designed for quick and easy installation; a key feature from Bosch CCTV products. The dome comes fully assembled and ready for surface mount applications. Also available are wall, recessed, and pipe mounting kits which allow the AutoDome Easy II to be easily adapted for the individual site requirements. Available in white or charcoal.

An intuitive set-up menu structure and multiple language support make dome configuration quick and easy. Supported on-screen display menu languages include: English, French, German, Spanish, Portuguese, Polish, Italian, and Dutch.

Certifications and Approvals

Region	Certification
Europe	CE
Electromagnetic Compatibility (EMC)	Complies with FCC Part 15, ICES-003, and CE regulations
Product Safety	Complies with CE regulations, UL, CSA, EN, and IEC Standards
Environmental (Outdoor models)	IP65

Installation/Configuration Notes



Ordering Guide

1 Video Format

- 1 PAL
- 2 NTSC

2 Camera Type

- 1 Color (10x)

4 Color

- C Charcoal
- W White

5 Bubble

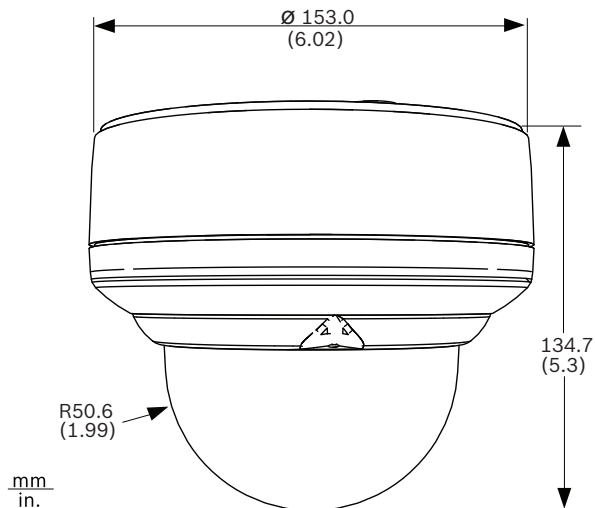
- C Clear
- T Tinted

3 Housing

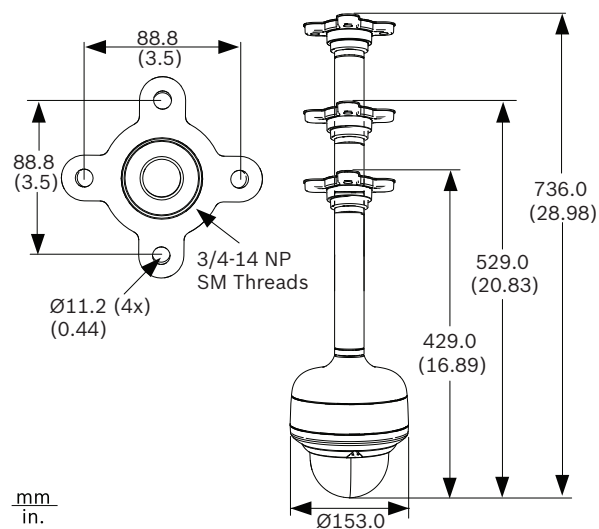
- I Indoor
E Outdoor

6 Communications

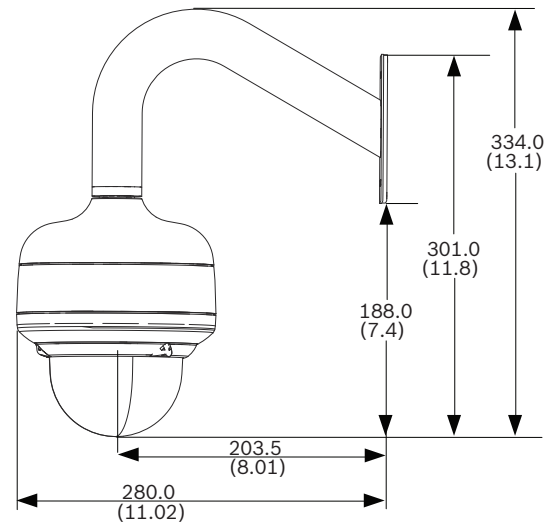
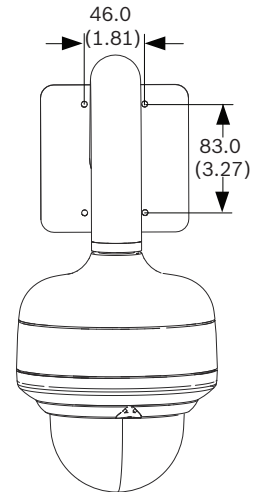
- S Standard Analog



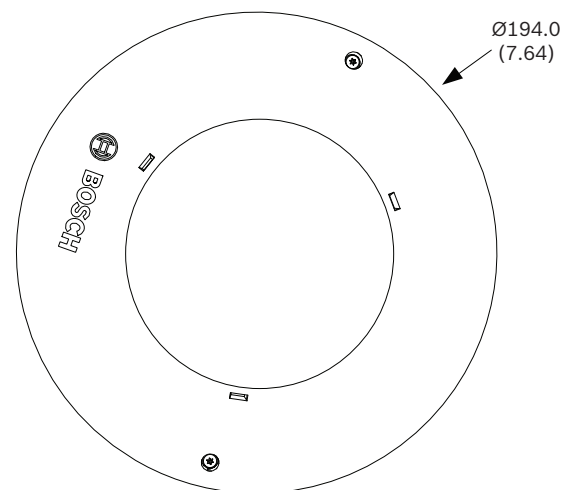
AutoDome Easy II Dimensions



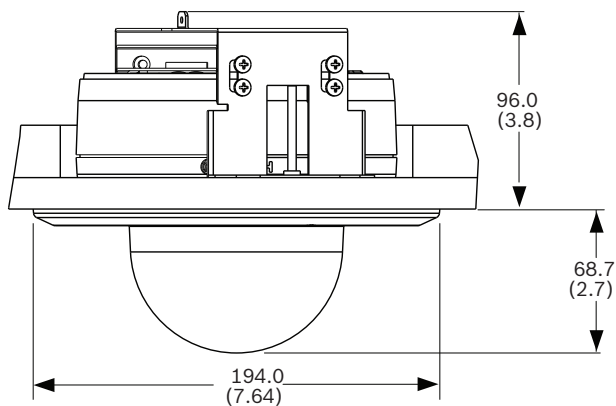
Pipe Mount Dimensions



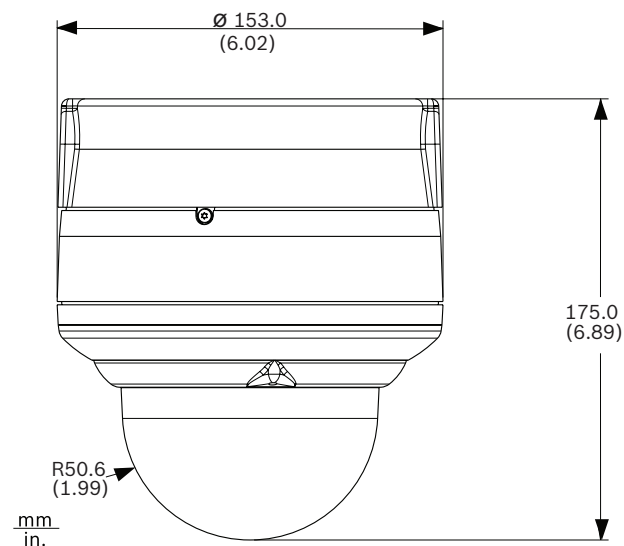
Wall Mount Dimensions



Recess Mount In-ceiling Dimensions



In-ceiling Dimensions



Surface Mount Dimensions

Technical Specifications

Camera 10x Color

Imager	1/4 in. Exview HAD CCD (752 x 582 PAL)/(768 x 494 NTSC)
Lens	10x Zoom (4.2–42.0 mm) (f/1.8)
Focus	Automatic with manual override
Iris	Automatic with manual override (F1.8 to F2.9)
Field of View	Approx. 4.6° (TELE end) to 46° (Wide end)
Video Output	1.0 Vp-p, 75 Ohm
Gain Control	AGC on/off (28dB max)
Synchronization	Internal/external

Aperture Correction	User adjustable	
Horizontal Resolution	530 TVL (NTSC, PAL) typical	
Digital	12x	
Optical Zoom	10x	
Optical Zoom FOV	4.6° to 46°	
Sensitivity (typical)	30 IRE	50 IRE
With Tinted Bubble*		
SensUP Off	0.83 lx	1.67 lx
SensUP On (1/4)	0.043 lx	0.110 lx
*With optional clear bubble, approximately 0.6 F-stop improvement.		
SNR	50 dB	
White Balance	Auto, indoor, outdoor, 1 push	

Mechanical/Electrical

Weight

• All Models	1.3 kg (2.86 lb)
Pan Range	0-360° continuous
Tilt Angle	0-94°
Variable Speed	0.1°/s-120°/s
Pre-position Speed	Pan: 360°/s Tilt: 100°/s
Preset Accuracy	± 0.1° typ.

Rated Voltage

• Camera, Indoor	12 VDC / 24 VAC ± 10%, 50/60 Hz
• Camera, Outdoor	24 VAC ± 10%, 50/60 Hz
• Heater, Outdoor Models	24 VAC ± 10%, 50/60 Hz

Power Draw: (typ.)

• Indoor Models	10 W
• Outdoor Models	35 W

Environmental

Operating Temp.	
• Indoor Models	–10°C to 50°C (14°F to 122°F)
• Outdoor Models	–30°C to 50°C (–22°F to 122°F)
Operation Humidity	0% to 90% relative, non-condensing
Storage Temp.	–40°C to 60°C (–40°F to 140°F)

Miscellaneous

Sectors/Titling	8 independent sectors with 16-character titles/sector
Camera Setup/Control	Biphase +/-, RS-485, Bilinx
Protocol Support	Bosch (OSRD, Bilinx), Pelco P, Pelco D
Pre-positions	99, each with 16-character titles
Guard Tours	Two (2) types of tours: • Recorded tours - two (2), total duration 15 minutes • Preset tour - one (1), consisting of up to 99 scenes, consecutively
Supported Languages	English, French, German, Spanish, Portuguese, Polish, Italian, Dutch

User Connections

Power	
• Camera, Indoor	24 VAC, 50/60 Hz or 12 VDC
• Camera, Outdoor	24 VAC, 50/60 Hz
• Heater, Outdoor Models	24 VAC, 50/60 Hz
Control	Biphase +/-, RS-485, Bilinx
Video	BNC
Alarm Input (2)	NC/NO
Alarm Output	Open collector NPN 32 VDC @ 150 mA max

Construction

Material	Cast aluminum
Color	White or Charcoal
Size (Diameter x Height)	6.02 in. x 4.61 in. (153.0 mm x 133.0 mm), Cast aluminum
Bubble	4.0 in. (10.2 cm), Polycarbonate

Ordering Information

VEZ-211-ICCS Indoor AutoDome Easy II Clear 10x Color PAL	VEZ-211-ICCS
Indoor AutoDome Easy II charcoal 10x Color PAL camera with clear bubble	
VEZ-211-ICTS Indoor AutoDome Easy II Tinted 10x Color PAL	VEZ-211-ICTS
Indoor AutoDome Easy II charcoal 10x Color PAL camera with tinted bubble	
VEZ-211-IWCS Indoor AutoDome Easy II Clear 10x Color PAL	VEZ-211-IWCS
Indoor AutoDome Easy II white 10x Color PAL camera with clear bubble	
VEZ-211-IWTS Indoor AutoDome Easy II Tinted 10x Color PAL	VEZ-211-IWTS
Indoor AutoDome Easy II white 10x color PAL camera with tinted bubble	

Ordering Information

VEZ-221-ICCS Indoor AutoDome Easy II Clear 10x Color NTSC	VEZ-221-ICCS
Indoor AutoDome Easy II charcoal 10x Color NTSC camera with clear bubble	
VEZ-221-ICTS Indoor AutoDome Easy II Tinted 10x Color NTSC	VEZ-221-ICTS
Indoor AutoDome Easy II charcoal 10x Color NTSC camera with tinted bubble	
VEZ-221-IWCS Indoor AutoDome Easy II Clear 10x Color NTSC	VEZ-221-IWCS
Indoor AutoDome Easy II white 10x Color NTSC camera with clear bubble	
VEZ-221-IWTS Indoor AutoDome Easy II Tinted 10x Color NTSC	VEZ-221-IWTS
Indoor AutoDome Easy II white 10x color NTSC camera with tinted bubble	
VEZ-211-ECCS Outdoor AutoDome Easy II Clear 10x Color PAL	VEZ-211-ECCS
Outdoor AutoDome Easy II charcoal 10x Color or PAL camera with clear bubble	
VEZ-211-ECTS Outdoor AutoDome Easy II Tinted 10x Color PAL	VEZ-211-ECTS
Outdoor AutoDome Easy II charcoal 10x Color or PAL camera with tinted bubble	
VEZ-211-EWCS Outdoor AutoDome Easy II Clear 10x Color PAL	VEZ-211-EWCS
Outdoor AutoDome Easy II white 10x Color PAL camera with clear bubble	
VEZ-211-EWTS Outdoor AutoDome Easy II Tinted 10x Color PAL	VEZ-211-EWTS
Outdoor AutoDome Easy II white 10x Color PAL camera with tinted bubble	
VEZ-221-ECCS Outdoor AutoDome Easy II Clear 10x Color NTSC	VEZ-221-ECCS
Outdoor AutoDome Easy II charcoal 10x Color or NTSC camera with clear bubble	
VEZ-221-ECTS Outdoor AutoDome Easy II Tint 10x Color NTSC	VEZ-221-ECTS
Outdoor AutoDome Easy II charcoal 10x Color or NTSC camera with tinted bubble	
VEZ-221-EWCS Outdoor AutoDome Easy II Clear 10x Color NTSC	VEZ-221-EWCS
Outdoor AutoDome Easy II white 10x Color NTSC camera with clear bubble	
VEZ-221-EWTS Outdoor AutoDome Easy II Tinted 10x Color NTSC	VEZ-221-EWTS
Outdoor AutoDome Easy II white 10x Color NTSC camera with tinted bubble	

Ordering Information

Accessories

VEZ-A2-IC AutoDome Easy II Indoor Ceiling Mount	VEZ-A2-IC
VEZ-A2-JC Surface Mount Adapter Charcoal adapter for AutoDome Junior surface installations	VEZ-A2-JC
VEZ-A2-JW Surface Mount Adapter White adapter for AutoDome Junior surface installations	VEZ-A2-JW
VEZ-A2-PC AutoDome Junior Pipe Mount Charcoal	VEZ-A2-PC
VEZ-A2-PW AutoDome Junior Pipe Mount White	VEZ-A2-PW
VEZ-A2-WC AutoDome Junior Wall Mount Charcoal	VEZ-A2-WC
VEZ-A2-WW AutoDome Junior Wall Mount White	VEZ-A2-WW
VEZ-SBUB-CL AutoDome Easy II Clear Bubble	VEZ-SBUB-CL
VEZ-SBUB-TI AutoDome Easy II Tinted Bubble	VEZ-SBUB-TI
LTC 9349MK In-ceiling Mounting Kit In-ceiling mounting kit	LTC 9349MK

Software Options

VP-CFGSFT Configuration Tool for Imaging Devices Camera configuration software for use with Bilinx and IP cameras	VP-CFGSFT
---	------------------

Americas:
Bosch Security Systems, Inc.
130 Perinton Parkway
Fairport, New York, 14450, USA
Phone: +1 800 289 0096
Fax: +1 585 223 9180
security.sales@us.bosch.com
www.boschsecurity.us

Europe, Middle East, Africa:
Bosch Security Systems B.V.
P.O. Box 80002
5600 JB Eindhoven, The Netherlands
Phone: +31 40 2577 284
Fax: +31 40 2577 330
emea.securitysystems@bosch.com
www.boschsecurity.com

Asia-Pacific:
Robert Bosch (SEA) Pte Ltd, Security Systems
11 Bishan Street 21
Singapore 573943
Phone: +65 6258 5511
Fax: +65 6571 2698
apr.securitysystems@bosch.com
www.boschsecurity.com

Represented by