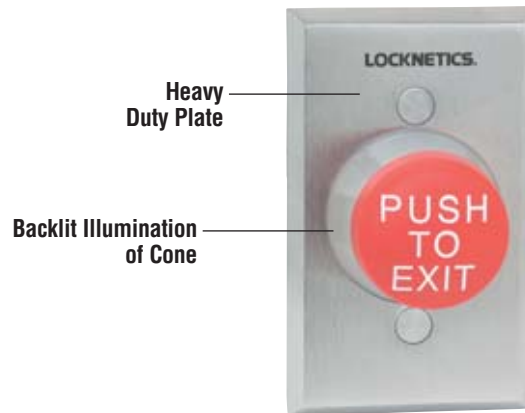


Pushbutton Access and Release Devices

620 Series Heavy Duty Pushbuttons

631 Extreme Duty Pushbuttons



623 Pushbutton



625 Pushbutton

Schlage Locknetics 620 and 631 Series Pushbuttons offer significant installer friendly innovations: screw terminal connections for the momentary action models, easy to install L2/ILL optional PC board offering backlit illumination for the cone with green and red LEDs for monitoring purposes. Additional options include: Delayed Action, Double Pole Double Throw, Heavy Duty Plate, with several architectural finishes and extreme duty pushbuttons. Alternate Action and Narrow

Stile configurations are available. The 620 Series Pushbuttons are available in three sizes: 1-1/4", 1-5/8" Mushroom, in a variety of colors, "Push to Exit". There are two models of metal 1-1/4" button choice from: aluminum with engraved painted red "PUSH to EXIT" and new red coated aluminum with engraved "PUSH TO EXIT".

Benefits of Using Locknetics Pushbutton Access And Release Devices

- *Easy to install and operate*
- *Standard and narrow stile plates offer ultimate flexibility*
- *Multiple button configuration and finish options provide enhanced architectural appeal*

Pushbutton Access and Release Devices

620 Series Heavy Duty Pushbuttons

631 Extreme Duty Pushbuttons

Multiple Button Configuration Available

1-1/4" Button



621
Pushbutton



621-NS
Pushbutton

1-5/8" Mushroom Button



623
Pushbutton



623-NS
Pushbutton

2-3/4" Mushroom Button



625
Pushbutton HC



625-NS
Pushbutton

1-1/4" Metal Button



631
Pushbutton



631-NS
Pushbutton

	GID-EX	GID-H	GID	RD-EX	RD	GR-EX	GR	BL-H	BK
621 621 - NS									
623 623 - NS									
625 625 - NS									
621 621 - NS	AL-EX	AL							
631 631 - NS	AL-EX	AL-RD-EX							

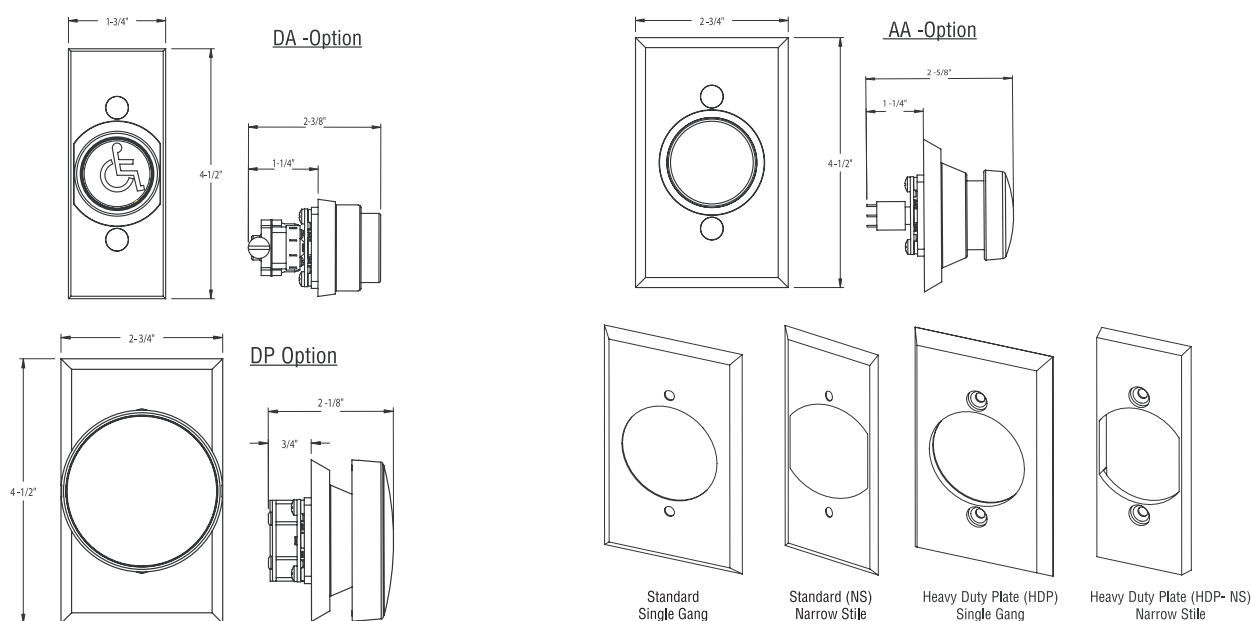
Pushbutton Access and Release Devices

620 Series Heavy Duty Pushbuttons

631 Extreme Duty Pushbuttons

Options

DA	Delayed Action 0-60 seconds
AA	Alternate Action/Maintained
DP	Double Pole Double Throw
L2/ILL	3 LEDs -green/yellow/red concealed within opaque cone
HDP	Heavy Duty Plate 1/4" thick Cast Zinc (Standard - 626 Satin Chrome Finish)



NOTE: Single Pole Double Throw (SPDT) standard dimensions featured above - DP Option.

Contact ratings with options:

DP : 5 amp @ 30VAC/VDC, NO and NC contacts

AA : 6 amp @ 30VAC/VDC, NO and NC contacts

DA : 10 amp @ 30VAC/VDC, NO and NC contacts


Red or Green LED's, 12 and 24 volts DC

Momentary Action: standard 5 amp@250VAC

Cover Plate: Stainless steel (*standard*)

Heavy Duty plate 1/4" thick cast zinc cover plate with fasteners concealed by tamper resistant plugs. 626 Satin Chrome Standard finish.

Architectural Finishes



SF-626

Satin
Chrome
(*standard*)

SF-605

Bright
Brass

SF-612

Satin
Bronze

SF-613

Oil
Rubbed
Bronze

SF-625

Bright
Chrome

SF-1

White
Powder
Coat

SF-2

Black
Powder
Coat