



PLANAR PS4200

The Planar PS4200 is a 42" professional LCD display delivering multiple connectivity options, enhanced durability, and superior visual performance. To meet the requirements of demanding public signage and corporate applications, the Planar PS4200 provides full HD 1080p resolution with advanced features such as automatic/manual backlight control, video wall support, RS-232 control, and optional touch screen. For added protection, the metal bezel on the Planar PS4200 improves durability and reduces heat load on the LCD. The Planar PS4200 is the ideal combination of value, performance, and reliability for any professional large format monitor application that demands 24x7 reliability.



FEATURES

Comprehensive set of data and video inputs

Durable metal bezel

Wide range of advanced features for professional applications

Superior full HD 1080p image quality with 500 cd/m² brightness

Optional fully integrated dual touch

Designed for commercial applications operating up to 24x7

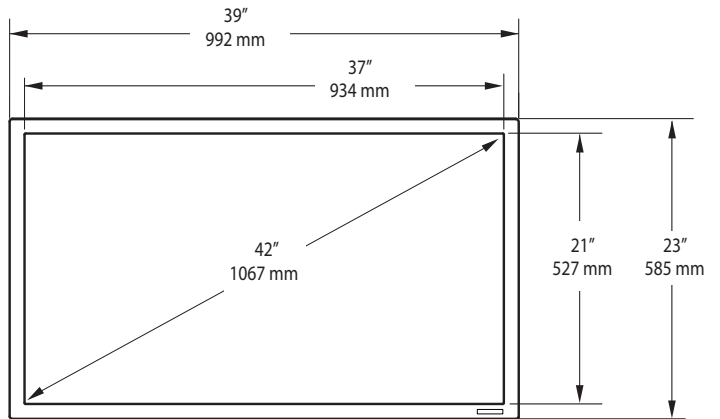
PLANAR PS4200 and PS4200TL

	PS4200	PS4200TL
Cabinet dimensions (WxHxD)	39.1" x 23.0" x 4.7" (992.0mm x 585.0mm x 119.6mm)	39.1" x 23.0" x 5.1" (992.0mm x 585.0mm x 128.9 mm)
Display weight*	54 lbs (25 kg)	68 lbs (31 kg)
Shipping weight*	62 lbs (28 kg)	71 lbs (32 kg)
Touch technology	N/A	Optical Dual Touch
Touch interface	N/A	USB
OS compatibility	N/A	Windows 7, Vista, XP, Mac OS X and Linux
Speakers	12W x 2 built-in	N/A
Display resolution	FHD 1080p (1920 x 1080)	
Aspect ratio	16:9	
Display type	LCD Active Matrix Flat Panel Display	
Viewable size	42" diagonal	
Bezel width	1.1" (29mm)	
Screen brightness (typical)	500 cd/m ²	
Response time (typical)	5 ms	
Frame rate	60Hz	
Contrast ratio (full field)	1500:1	
Full viewing angle	178°	
Color gamut	72% NTSC	
Backlight type	CCFL (cold cathode fluorescent lamp)	
Line voltage	100 - 240V; 50/60Hz	
Power consumption	190W (Max)	
Operating temperature range	0-40°C (32 -104°F)	
Operating humidity range	10-90% RH non-condensing	
Safety regulations	FCC Class A, UL, CE	
Standard inputs	HDMI, DVI, VGA, Composite Video, Component Video, S-Video	
Audio input	Phone jack and L/R RCA jack	
Audio output	RCA jack, external speaker connector (10W x 2)	
Display control	RS-232C in/out, IR Remote Control, Keypad	
Auto brightness control	Ambient light sensor	
Enclosure	Metal, industrial	
Mounting	VESA: 400 x 200mm; 8 holes PC Mounting: 100x200mm; 6 holes	
Backlight life (1/2 brightness)	50,000 hours	
Display orientation	Landscape	
Features	Video wall support up to 10x10 configuration, Carrying handles, On/Off scheduling, Picture-in-Picture (PiP), TAA compliant	
Optional accessories	Flat wall mount, tilting wall mount, table stand	
Warranty	3-year, 2-day advance replacement	

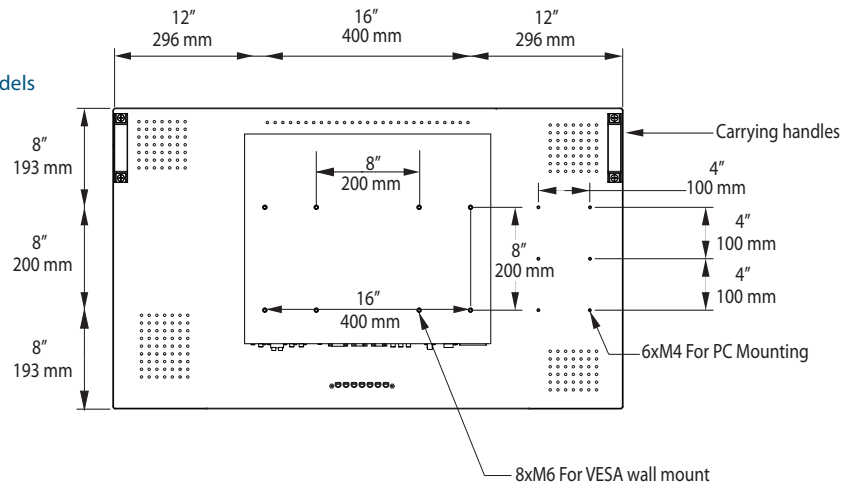
*Weight and dimensions are approximate. Specifications and design are subject to change without notice. This product may be subject to export control regulations.

PLANAR PS4200 and PS4200TL

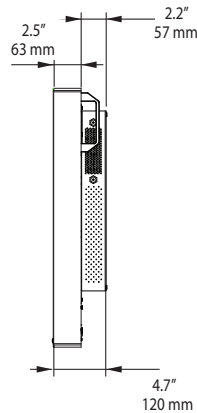
Front
Both Models



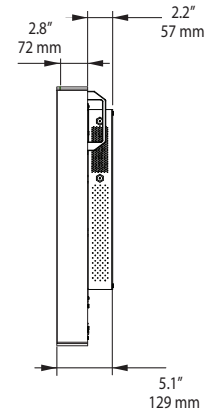
Back
Both Models



Side
PS4200



Side
PS4200TL



For more information

To learn more about the
Planar PS4200 by Planar Systems,
call 503-748-1100 or visit
www.planardigitalsignage.com.

Standard inputs

