



Middle Atlantic Products, Inc.®

middleatlantic.com

VRK Series Enclosure

EIA/TIA Compliant


SEISMIC CERTIFIED

C(UL)US LISTED

The VRK Series 19" gangable enclosures Narrow multi-bay rack optimized for video cable bundles

Features

- Fully welded construction provides the following weight capacities - UL Listed load capacity: 2,500 lbs. - Static load capacity: 10,000 lbs. - Seismic certified load capacity: 775 lbs.
- 1/8" thick structural steel internal braces
- Features horizontal lacing bars made from 1/2" thick tubing on 7" centers, which facilitate quick tie-and-slide lacing
- 2 wide pairs of 11-gauge 10-32 threaded rackrail with numbered rackspace increments
- Optional solid, fully vented, plexi & vented plexi front doors available
- Open top with configurable top panel options
- Seismic Certified (when used with VRK-Z4 option) with an Ip value of 1.5
- Durable black textured powder coat finish
- UL Listed in the US and Canada



VRK-44-31H

Enclosure Accessories

ADDITIONAL RAIL KIT
CONFIGURABLE TOPS
COPPER BUSS BAR
CRATING SERVICE
DOCUMENT POCKET
DOOR LATCH
GANGING HARDWARE
REMOVABLE SIDE PANELS
TOP RAILS
UNIVERSAL FRONT DOORS
WRINKLE TOUCH-UP PAINT

for details- see Master Catalog or
visit www.middleatlantic.com

Architects' and Engineers' Specifications

EIA compliant 19" gangable equipment rack shall be Middle Atlantic Products model # VRK-44-___(31,36)H. Suffix of LRD shall indicate a model without the standard vented latching rear door. Overall dimensions of rack shall be 83-1/8" H x 22"W x ___(31.4,36)"D. Useable height shall be 44 rackspaces, useable depth shall be ___(29,33.6)". Fully welded construction provides a 2,500 lb. weight capacity. Rack shall be constructed of the following materials: top and bottom shall be 14-gauge steel, horizontal braces shall be 16-gauge steel welded to uprights of 16-gauge steel giving an 1/8" thick structure, rear door shall be 18-gauge steel, all structural elements shall be finished in a durable black powder coat. Rack shall come equipped with two pairs of 11-gauge steel rackrail with tapped 10-32 mounting holes in universal EIA spacing. Rackrail shall be finished in black e-coat with numbered rackspaces. Top and bottom of rack shall feature vertical slotted vent pattern. Sides of rack shall feature 16 pre-installed horizontal lacing bars. Grounding and bonding stud shall be 1/4-20 threaded, installed in base of enclosure. VRK Series enclosure shall satisfy the 1997 UBC and 2001 CBC Seismic Zone 4 and the 2000 IBC, 2003 IBC, 2002 ASCE Standard 7 and 2003 Ed. NFPA 5000 Seismic Use Group III lateral force requirements for protecting 775 lbs. of essential equipment in upper floor installations when used in conjunction with the VRK-Z4 seismic floor anchor brackets with an Ip value of 1.5. Rack shall be UL Listed in the US and Canada. Rack shall be warranted to be free from defects in material or workmanship under normal use and conditions for the lifetime of the rack.

OPTIONS

- Front doors shall be reinforced 16-gauge steel, model # FD-44 (solid), VFD-44 (vented, 22% open area), LVFD-44 (vented, 64% open area), PFD-44 (plexi), PVFD-44 (vented plexi)
- Vented rear doors shall be 16-gauge steel, model # MW-VRD-44 (vented top and bottom), MW-LVRD-x (vented, 64% open area, excludes 24 and 37 space rack) (x = # of rackspaces), MW-CLVRD-44 (split rear door, vented, 76% open area)
- Removable keylocked side panels shall be constructed of 16-gauge steel with recessed lift handles, model # SPN-44-312/SPN-44-36
- Top panels, 16-gauge steel, multiple styles available including model # MW-ST (solid top), MW-10FT (accepts 10" fan), MW-4FT (accepts four 4 1/2" fans), MW-6FT (accepts three 6" fans), MW-VT (vented top), MW-LA (accepts 6" & 12" wide cable ladders), MV-PVT (31/36) vented pagoda adds 1.41" to top of rack)
- Keyless Latch, replaces keylock & fits front & rear doors, model # LATCH
- Lacer strip, heavily perforated, 77" long, 11-gauge steel, model # LACE
- Additional rail kit, 11-gauge, 10-32 threaded, sold in pairs, hardware included, model # MV-RR44
- Seismic compliancy floor anchor brackets shall be model # VRK-Z4

customizable specification clips available at middleatlantic.com

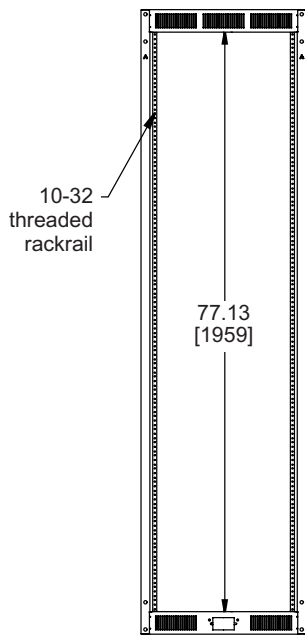
Exceptional Support & Protection Products

US: New Jersey ■ California ■ Illinois ■ Voice: 973-839-1011 Fax: 973-839-1976 ■ middleatlantic.com
Canada: Ontario ■ British Columbia ■ Voice: 613-836-2501 Fax: 613-836-2690 ■ middleatlantic.ca

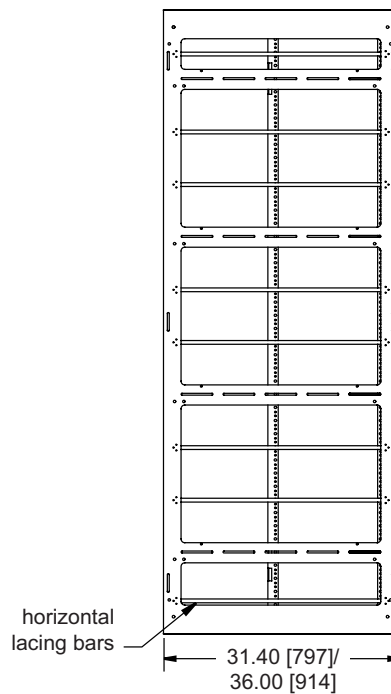
VRK-44-31H/VRK-44-36H basic dimensions

All dimensions in inches unless otherwise noted [All bracketed dimensions are in millimeters]

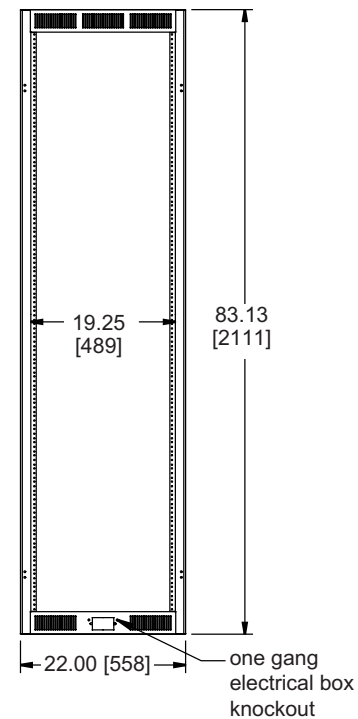
REAR VIEW



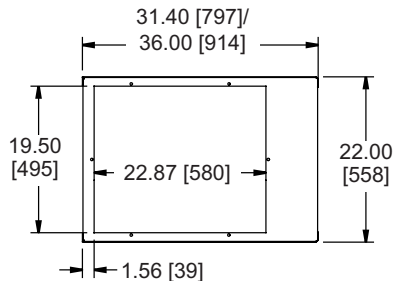
SIDE VIEW



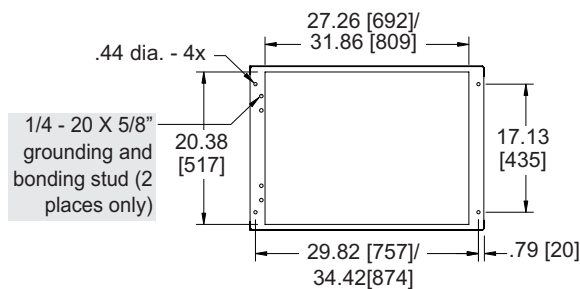
FRONT VIEW



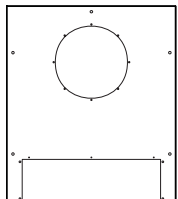
TOP VIEW



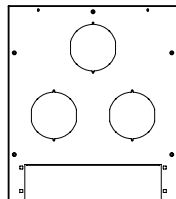
BOTTOM VIEW



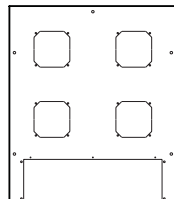
Top options (removable plate opening accommodates 2 space panel)



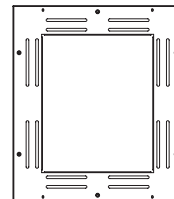
MW-10FT accepts 10" fan
MW-10FT-550CFM includes 10" fan
MW-10FT-FC includes 10" fan and fan controller



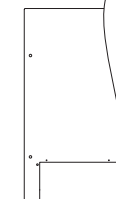
MW-6FT accepts 6" fans
MW-6FT-660CFM includes 6" fans




MW-4FT accepts 4-1/2" fans
MW-4FT-380CFM includes 4-1/2" fans
MW-4QFT-FC includes 4-1/2" quiet fans and fan controller



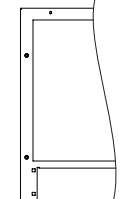
MW-LA accepts 6", 9" and 12" width cable ladder



MW-ST solid



MW-VT slot vent



MW-LVT large perf vent