

# LPHDL-T product information sheet

## Product Specifications

**Fits most:** 37" - 63" flat panels

**Supports up to:** 200 lbs (90.7 kg)

**Tilt:** Up to +15°

**Mounting profile:** 1.5" (37mm)

**Universal & VESA compliant:** 200x200 to 400x800

**Mounting:** Double-stud

**UL listed:** Yes

**Warranty:** 5 years

**Color:** Black

## Product Benefits

- Low 1.5" (37mm) mounting profile
- Tilt up to +15° to reduce glare
- Innovative built-in kickstand makes wiring flat panels convenient
- Universal rails for greater panel compatibility
- Lift n' Lock™ for quick installation
- Tension adjustment for variable tilt
- Sliding lateral on-wall adjustment
- Open architecture for easy trim out
- Locking system secures panel to mount
- Wall plate covers conceal mounting hardware
- Extruded aluminum end caps present a clean side view
- Installation template for simple and accurate mounting
- Includes complete Grade 5 hardware kit




The LPHDL-T is designed with an innovative built-in kickstand which allows one person to wire the flat panel with no vertical lifting


## Series




CANTILEVER MOUNTS



TILT MOUNTS



FIXED MOUNTS



Dedicated to being a one-stop shop for professional products, OmniMount remains on the cutting edge of product innovation. That's why we're the natural choice for any professional, industrial or commercial application. The Low Profile Series of fixed, tilt and cantilever mounts offers a sleek and slim design without compromising functionality. With an impressively low 1.5" (37mm) mounting profile, the LPHDL-T is a large tilt mount perfectly-suited for those applications where seamless integration counts most.



# LPHDL-T technical data sheet



Dedicated to being a one-stop shop for professional products, OmniMount remains on the cutting edge of product innovation. That's why we're the natural choice for any professional, industrial or commercial application. The Low Profile Series of fixed, tilt and cantilever mounts offers a sleek and slim design without compromising functionality. With an impressively low 1.5" (37mm) mounting profile, the LPHDL-T is a large tilt mount perfectly-suited for those applications where seamless integration counts most.



UL LISTED

## Product Specifications

**Fits most:** 37" - 63" flat panels

**Supports up to:** 200 lbs (90.7 kg)

**Tilt:** Up to +15°

**Mounting profile:** 1.5" (37mm)

**Universal & VESA compliant:** 200x200 to 400x800

**Mounting:** Double-stud

**UL listed:** Yes

**Warranty:** 5 years

**Color:** Black

## Product Benefits

- Low 1.5" (37mm) mounting profile
- Tilt up to +15° to reduce glare
- Innovative built-in kickstand makes wiring flat panels convenient
- Universal rails for greater panel compatibility
- Lift n' Lock™ for quick installation
- Tension adjustment for variable tilt
- Sliding lateral on-wall adjustment
- Open architecture for easy trim out
- Locking system secures panel to mount
- Wall plate covers conceal mounting hardware
- Extruded aluminum end caps present a clean side view
- Installation template for simple and accurate mounting
- Includes complete Grade 5 hardware kit

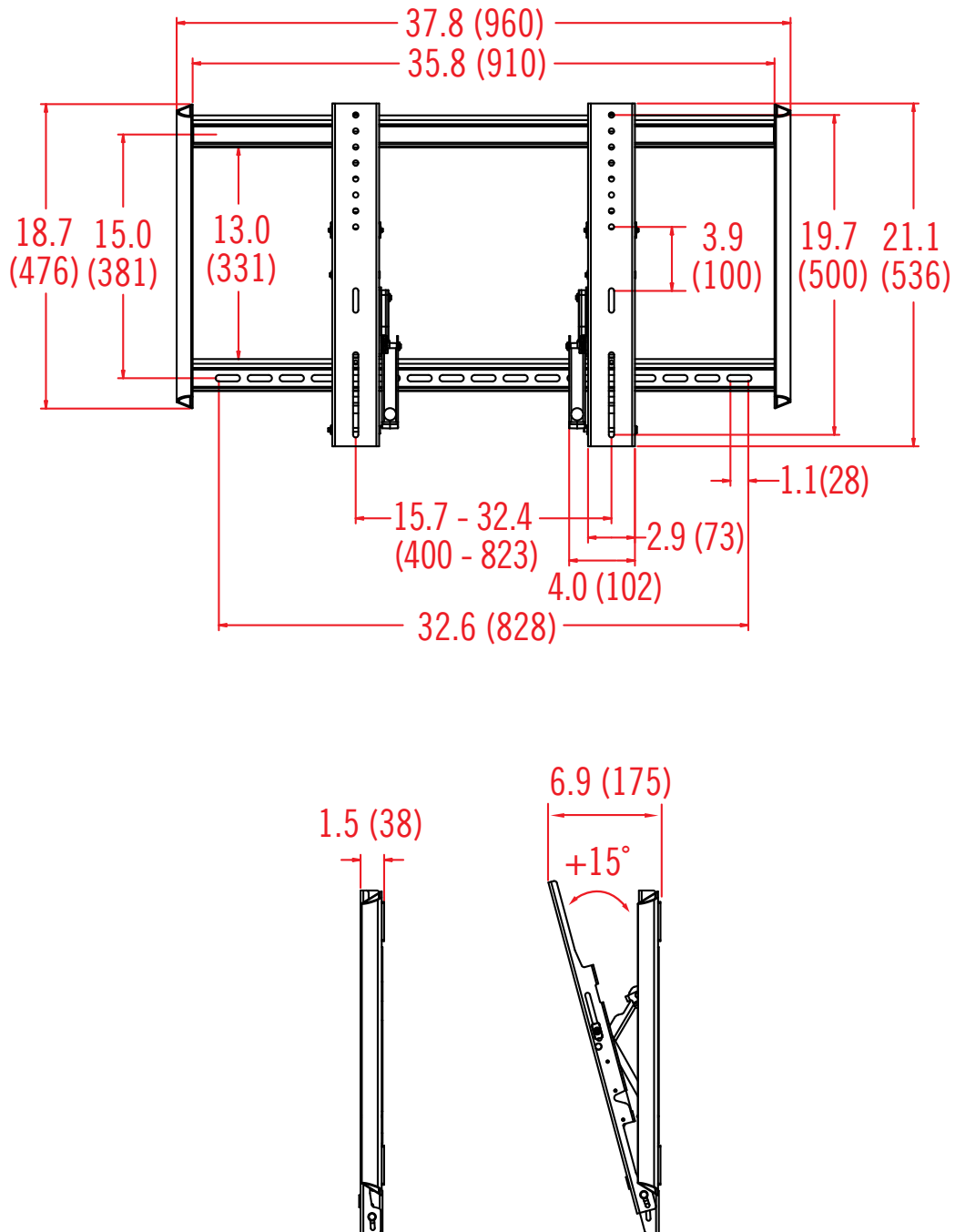
	Stock Code	Packaging UPC	MC UPC
Americas	1003915-1	728901020889	NA
International	NA	NA	NA

	Dimensions WxDxH Inches (mm)	Wt lbs (kg)
Product Box	19.6 x 40.9 x 1.8 (499x1038x45)	32 (14.5)
Master Carton	NA	NA

Box Contents	Qty
Wall plate	1
Vertical tilt rail with kickstand	2
Security clip	2
Bottom rail cover	1
Top rail cover	1

Box Contents	Qty
Complete mount installation hardware kit	1
Complete panel attachment hardware kit	1
Installation template	1
Instruction manual	1

# LPHDL-T line drawing



inches (mm)

## Architects Specifications

The flat panel wall mount shall be an OmniMount model LPHDL-T and shall be located where indicated on the plans. It shall be constructed of sheet metal with +15° adjustable forward tilt. Assembly and installation shall be done according to instructions provided by the manufacturer.