

# Sarix™ IMS0-V Series Vandal-Resistant Mini Fixed Dome

## INDOOR, NETWORK, 0.5 MEGAPIXEL, STD DEFINITION DIGITAL CAMERA

### Product Features

- Up to 0.5 Megapixel Resolution (800 x 600)
- Up to 30 Images per Second (ips) at All Resolutions
- Compact Size with 3-inch Bubble
- Autofocus Varifocal 2.8 ~ 10 mm Lens
- Rugged, Indoor, Vandal-Resistant
- H.264, MPEG-4 and MJPEG Compression
- Color and Day/ Night Models
- Sensitivity Down to 0.03 lux
- Power over Ethernet (PoE), IEEE 802.3af
- Up to 2 Simultaneous Video Streams
- Web Viewing, up to 16 Cameras Simultaneously
- Open IP Standards



The **Sarix™ IMS0-V Series** is a standard definition network indoor fixed dome camera designed with industry-leading image quality and high performance processing power. Its sturdy metal design is both vandal- and tamper-resistant. The back box is plenum rated per 2008 NEC article 300.22(C)(2).

**Sarix** technology defines the next generation of video security imaging performance, delivering high definition (HD) resolution, advanced low-light capabilities, consistent color science, and fast processing power. The H.264 compression video files are considerably smaller making HD video more affordable.

### Fixed Dome Camera

The **IMS0-V Series** camera is a compact indoor enclosure that is ready to install. Available in color and day/night models, all cameras feature an integrated autofocus varifocal 2.8 ~ 10 mm megapixel (MPx) lens. Additionally, the day/night model has a mechanical IR cut filter for increased sensitivity in low-light installations.

The **IMS0-V Series** supports two simultaneous video streams. The two streams can be compressed in MJPEG, MPEG-4, and H.264 formats across several resolution configurations. The streams can be configured in a variety of frame rates, bit rates, and group of pictures (GOP) structures for additional bandwidth administration.

### Built-In Analytics

The **Pelco Camera Sabotage** behavior is a standard feature of the IMS0-V Series. This behavior detects contrast changes in the field of view. An alarm is triggered if the lens is obstructed with spray paint, a cloth, or covered with a lens cap. Any unauthorized repositioning of the camera also triggers an alarm.

### Web Interface

The **IMS0-V Series** uses a standard Web browser for powerful remote setup and administration. Up to 16 cameras can be viewed on the same network.

### Window Blanking

Window blanking is used to conceal user-defined privacy areas that cannot be viewed by an operator. The **IMS0-V Series** supports up to four blanked windows. A blanked area will appear on the screen as a solid gray window.

### Video Systemization

The **IMS0-V Series** easily connects to Pelco IP and hybrid systems such as Endura® version 2.0 (or later) and Digital Sentry® version 4.3 (or later). The camera also features open architecture connectivity to third-party software. Pelco offers an application programming interface (API) that enables third-party systems to interface with Pelco's network cameras.



by **Schneider Electric**

International Standards  
Organization Registered Firm;  
ISO 9001 Quality System



C2983 / REVISED 3-7-11

# TECHNICAL SPECIFICATIONS

## GENERAL

Imaging Device	1/3-inch (effective)
Imager Type	CMOS
Imager Readout	Progressive scan
Maximum Resolution	800 x 600
Signal-to-Noise Ratio	50 dB
Auto Iris Lens Type	DC drive
Electronic Shutter Range	1 ~ 1/100,000 sec
Wide Dynamic Range	60 dB
White Balance Range	2,000° to 10,000°K
Sensitivity	f/1.3; 2,850°K; SNR >24 dB
Color (1x/33 ms)	0.5 lux
Color SENS (15x/500 ms)	0.12 lux
Mono (1x/33 ms)	0.25 lux
Mono SENS (15x/500 ms)	0.03 lux
Dome Attenuation	Clear dome, zero light loss
Construction	
Back-box	Alodine aluminum
Bubble	Polycarbonate plastic
Finish	Light gray powder coat
Weight	
Unit	0.6 kg (1.4 lb)
Shipping	1.0 kg (2.2 lb)
Available Languages	Chinese, English, French, German, Italian, Portuguese, Russian, Spanish, and Turkish

## ELECTRICAL

Port	RJ-45 connector for 100Base-TX Auto MDI/MDI-X
Cable Type	Cat5 or better for 100Base-TX
Power Input	PoE (IEEE 802.3af class 2)
Power Consumption*	3.3 W nominal
Service Port	External 3-connector, 2.5 mm provides NTSC/PAL video output
Accessory Port	Connects Pelco accessories

\*Does not include optional accessories connected to the accessory port.

## MECHANICAL

Pan/Tilt Adjustment	Manual
Pan	355°
Tilt	180°
Rotate	220°

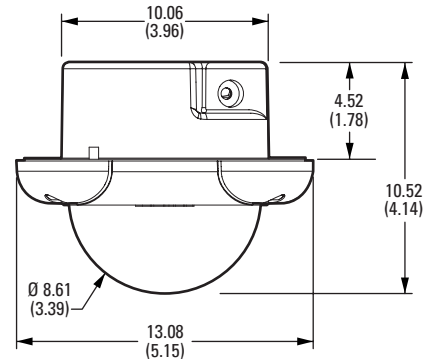
## ENVIRONMENTAL

Operational Temperature	0° to 50°C (32° to 122°F)
Operational Humidity	20% to 80%, noncondensing
Impact Resistance	IK10++ per EN62262 (50J)
Shock and Vibration	Meets EN50155 Category 1, Class B; IEC60068: 2-6 and 2-27



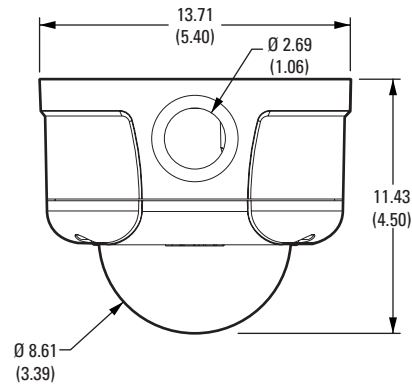
NOTE: VALUES IN PARENTHESES ARE INCHES; ALL OTHERS ARE CENTIMETERS.

### IN-CEILING



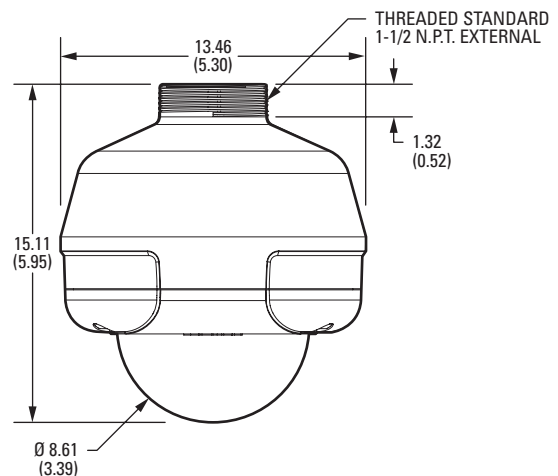
### SURFACE

(Mounting Ring is Available as an Accessory)



### PENDANT

(Mount is Available as an Accessory)



# TECHNICAL SPECIFICATIONS

## VIDEO

Video Encoding	H.264 base profile, MPEG-4, and MJPEG
Video Streams	Up to 2 simultaneous streams; the second stream is variable based on the setup of the primary stream
Frame Rate	Up to 30, 25, 24, 15, 12.5, 12, 10, 8, 7.5, 6, 5, 4, 3, 2, 1 (dependent upon coding, resolution, and stream configuration)

Available Resolutions	Resolution				MJPEG		H.264 Base Profile		MPEG-4	
	MPx	Width	Height	Aspect Ratio	Maximum IPS	Recommended Bit Rate	Maximum IPS	Recommended Bit Rate	Maximum IPS	Recommended Bit Rate
	0.5	800	600	4:3	30 ips	5.8 Mbps	25 ips	2.0 Mbps	N/A	N/A
	0.3	640	480	4:3	30 ips	3.7 Mbps	30 ips	1.6 Mbps	30 ips	1.7 Mbps
	0.1	320	240	4:3	30 ips	0.9 Mbps	30 ips	0.4 Mbps	30 ips	0.4 Mbps

Additional Resolutions	640 x 512, 640 x 352, 480 x 368, 480 x 272, 320 x 256, 320 x 176, 4CIF (704 x 489 and 704 x 576), and CIF (352 x 240 and 352 x 288)
------------------------	---

Supported Protocols	TCP/IP, UDP/IP (Unicast, Multicast IGMP), UPnP, DNS, DHCP, RTP, RTSP, NTP, IPv4, SNMP v2c/v3, QoS, HTTP, HTTPS, LDAP (client), SSH, SSL, SMTP, FTP, mDNS (Bonjour®), and 802.1x (EAP)
---------------------	---

Users	
Unicast	Up to 20 simultaneous users depending on resolution settings (2 guaranteed streams)
Multicast	Unlimited users H.264

Security Access	Password protected
-----------------	--------------------

Software Interface	Web browser view and setup, up to 16 cameras
--------------------	--

Pelco System Integration	Endura 2.0 (or later) or Digital Sentry 4.3 (or later)
--------------------------	--

Open IP Integration	Pelco IP camera API
---------------------	---------------------

### Minimum System Requirements

Processor	Intel® Pentium® 4 microprocessor, 1.6 GHz
Operating System	Microsoft® Windows® XP, Windows Vista®, or Mac® OS X 10.4 (or later)
Memory	512 MB RAM
Network Interface Card	100 megabits, minimum
Monitor	Minimum of 1024 x 768 resolution, 16- or 32-bit pixel color resolution
Web Browser*	Internet Explorer® 7.0 (or later) or Mozilla® Firefox® 3.5 (or later); Internet Explorer® 8.0 (or later) is recommended for configuring analytics
Media Player†	Pelco Media Player or QuickTime® 7.6.5 for Windows XP, Windows Vista, or QuickTime 7.6.4 for Mac OS X 10.4

\*Internet Explorer is not supported by Mac OS X 10.4.

†This product is not compatible with QuickTime version 7.6.4 for Windows XP or Windows Vista. If you have this version installed on your PC, you will need to upgrade to QuickTime version 7.6.5.

## LENS

Field of View in Degrees		Aspect Ratio		
		16:9	4:3	5:4
2.8 mm	Horizontal	91	76	73
	Vertical	50	56	58
10.0 mm	Horizontal	25	21	20
	Vertical	14	16	16

# TECHNICAL SPECIFICATIONS

## MODELS

IMSOC10-1V

Sarix vandal-resistant indoor mini fixed network camera, 0.5 MPx, color, 2.8 ~ 10 mm varifocal lens, clear dome

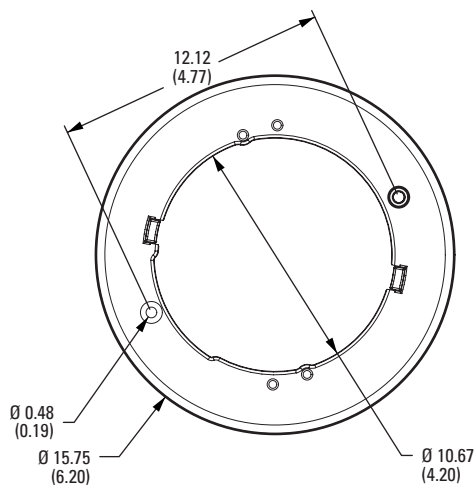
IMS0DN10-1V

Sarix vandal-resistant indoor mini fixed dome network camera, 0.5 MPx, day/night, 2.8 ~ 10 mm varifocal lens, clear dome



NOTE: VALUES IN PARENTHESES ARE INCHES; ALL OTHERS ARE CENTIMETERS.

## 4S ELECTRICAL BOX (DEEP) ADAPTER PLATE (Available as an Accessory)



## CERTIFICATIONS/RATINGS/PATENTS

- CE, Class A
- FCC, Class A
- UL/cUL Listed
- C-Tick
- KCC\*
- Meets NEMA Type 4 and IP56 standards
- Patents are pending

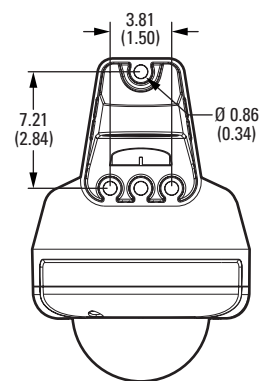
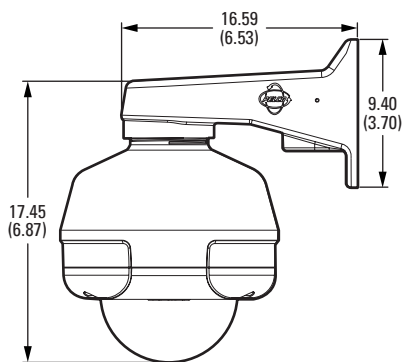
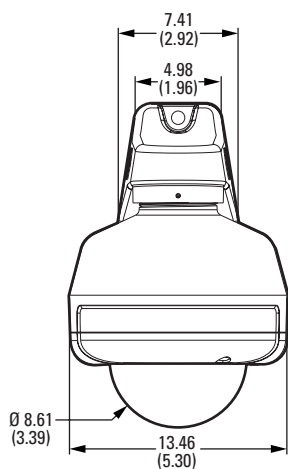
\*As of the date of this publication, these certifications are pending. Please consult the factory, our Web site at [www.pelco.com](http://www.pelco.com), or the most recent B.O.S.S.® update for the current status of certifications.

## OPTIONAL ACCESSORIES

LDIMVE-0	Smoked bubble
IM-VESM	Surface mount ring
IM-VEPM	Pendant mount, light gray
WMVE-SR	Wall mount, light gray
IM-VECM	Corner mount, light gray
IM-VE4S	4S electrical box (deep) adapter plate
ALM-1	External alarm accessory
AUD-1	External audio accessory
POE20U560G	Single port PoE injector
PA101	Pole adapter for use with WMVE-SR wall mount

## WALL MOUNT

(Available as an Accessory)



## Pelco by Schneider Electric

3500 Pelco Way, Clovis, California 93612-5699 United States

**USA & Canada** Tel (800) 289-9100 Fax (800) 289-9150

**International** Tel +1 (559) 292-1981 Fax +1 (559) 348-1120

[www.pelco.com](http://www.pelco.com)

Pelco, the Pelco logo, and other trademarks associated with Pelco products referred to in this publication are trademarks of Pelco, Inc. or its affiliates. All other product names and services are the property of their respective companies. Product specifications and availability are subject to change without notice.

©Copyright 2011, Pelco, Inc. All rights reserved.