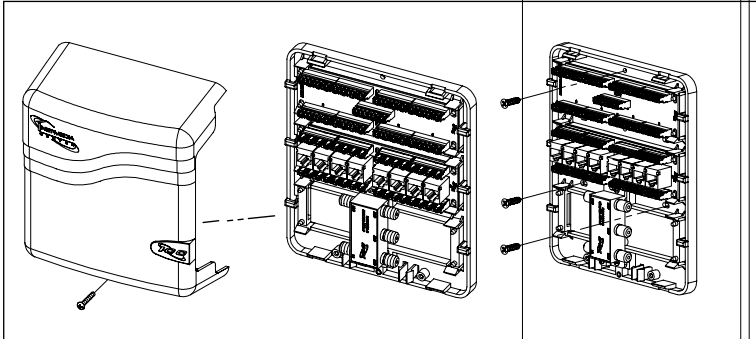


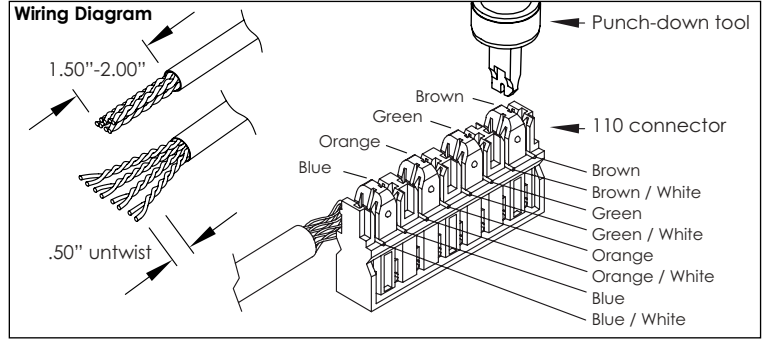


Mini Net.Media Center™ Combo

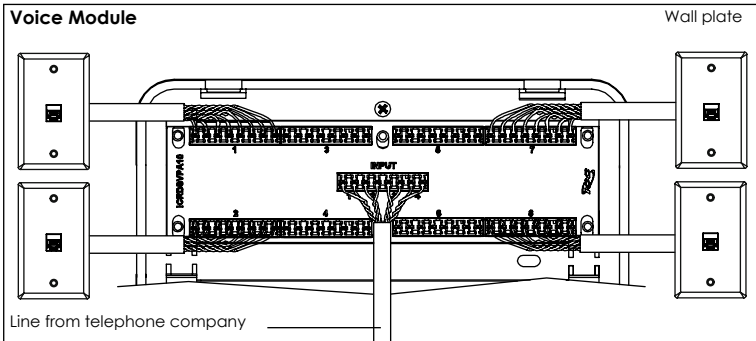
INSTALLATION INSTRUCTIONS



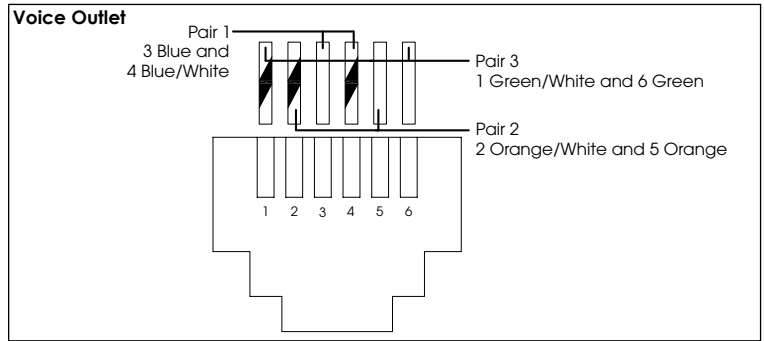
Step 1: Remove the screw to separate the cover from the base. Next, screw the base to the desired surface using a minimum of 3 points.



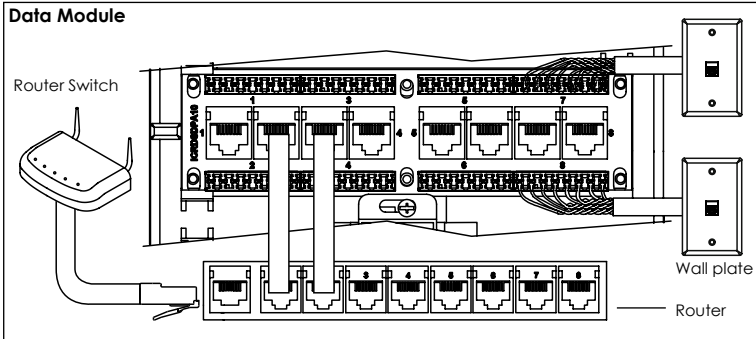
Step 2: Terminate the wires by only using a 110 punch-down tool. Be certain to follow the specified T568A color code for 8P8C installations as per TIA-570 residential wiring standards.



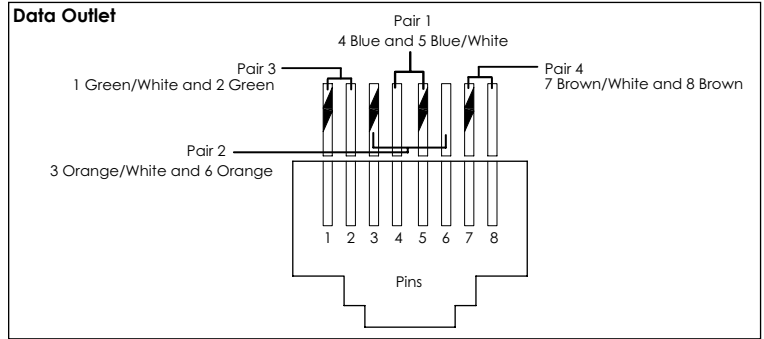
Step 3: Terminate the incoming phone line to the 110 IDC labeled "INPUT". Identify each outlet cable and terminate to 110 IDC labeled "1~8". Note: Line#1= Blue, Line#2=Orange, Line#3=Green, Line#4= Brown.



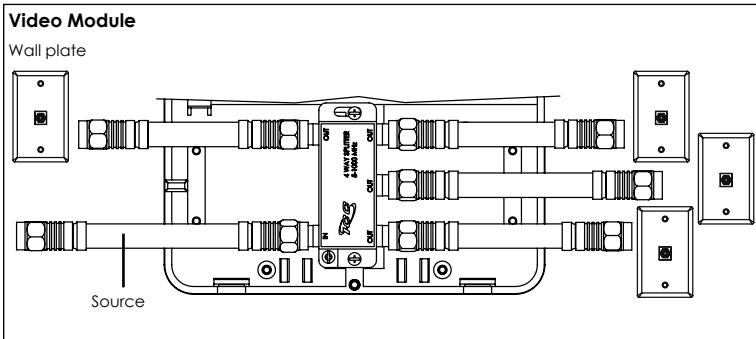
Note: Follow USOC wiring on 6P6C voice modular connectors to connect up to 3 phone lines per outlet.



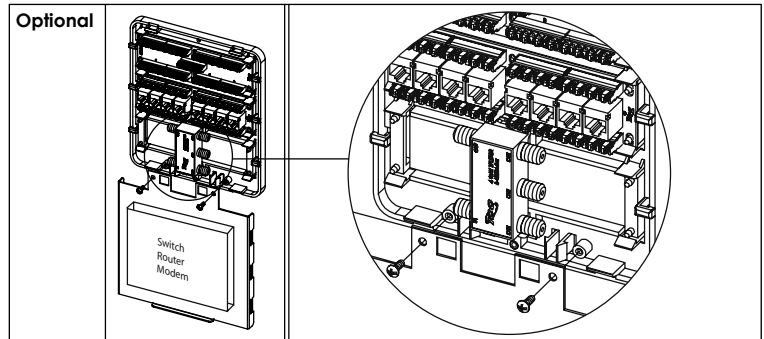
Step 3a: Terminate cables on the 4-Pair 110 connectors on the data module. Connect one end of a patch cord to the corresponding jack and the other end to the Ethernet router after identifying the port to activate.



Note: It is important to follow T568A wiring because it allows pair 1 and 2 to be used for phone applications, up to 2 lines.



Step 3b: Attach a coaxial cable from the antenna or cable TV source to the "IN" connector on the splitter. Up to 4 TV tuners can be connected to the "OUT" connectors.

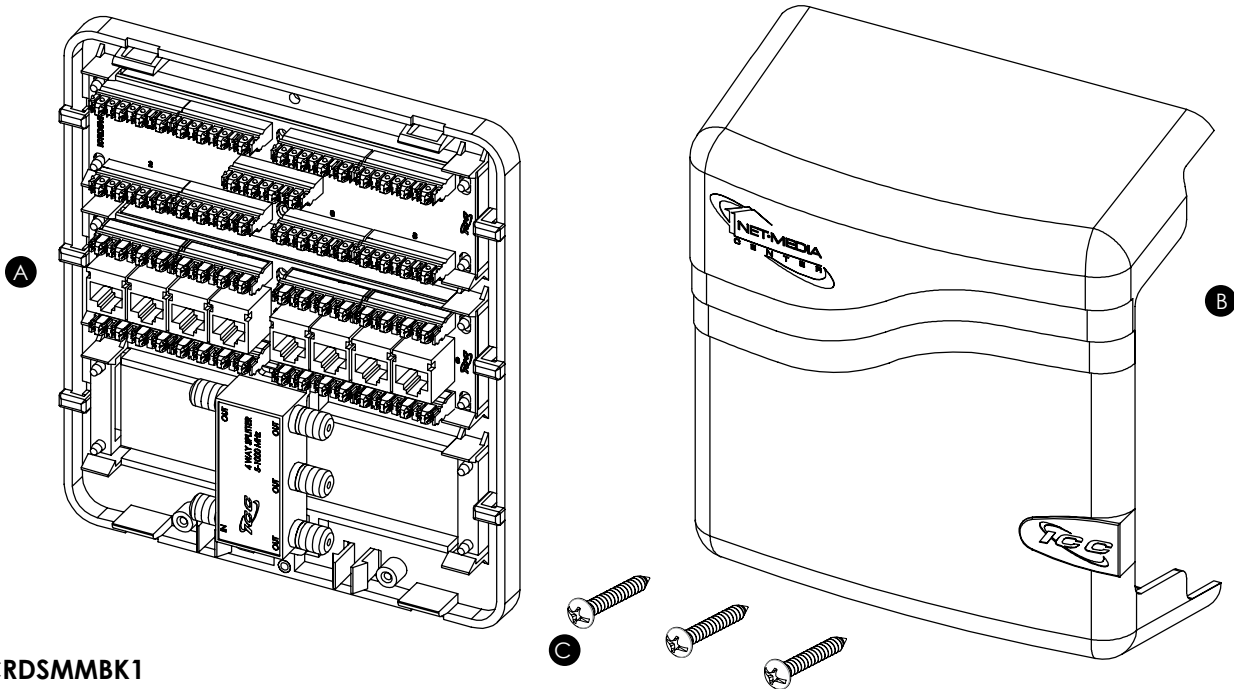


Optional: To mount a switch, router, or modem, an electronics bracket can be installed. (sold separately)



Mini Net.Media Center™ Combo

INSTALLATION INSTRUCTIONS



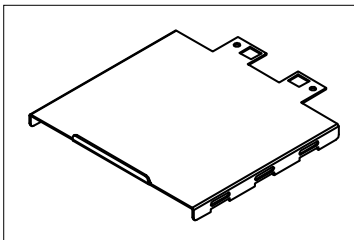
ICRDSMMBK1

- A** Enclosure with modules, 1 pc
- B** Cover, 1 pc
- C** #6 x 1" Mounting Screw, 3 pcs

FEATURES AND BENEFITS

- Snap-on cover and base are constructed of durable ABS plastic
- 8-Port bridged voice module for connecting phones in 8 locations
- 8-Port CAT 5e data module networking up to 8 computers
- 1x4 CATV splitter module for connecting video in 4 locations
- Compact size perfect for installing in garages, basements and bedroom closets
- Side access points are on the left and right for easy cable entry and exit

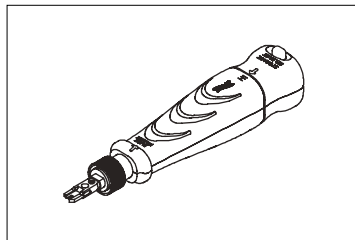
OPTIONAL ACCESSORIES



Universal Electronics Bracket

ICRDSMBUM

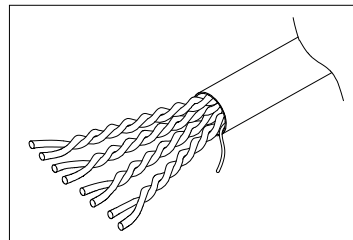
- Steel construction
- Lightweight and sturdy
- Holds cable or DSL modems, routers, switches, and other electronics
- Comes with Velcro® ties to hold electronics securely in place



Single Blade Punch-Down Tool

ICACSPDT00

- Single wire termination
- 110 IDC and 66 blocks
- Both blades included
- Adjustable impact settings
- Comfortable grip

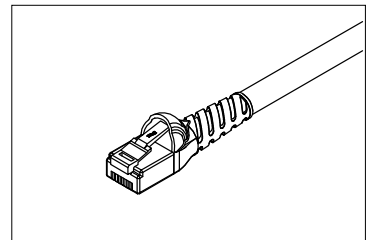


CAT 5e UTP Premise Cables

ICCABP5Exx¹ CMP

ICCABR5Exx¹ CMR

- 4-Pair, 24 AWG
- Solid copper cable
- 1000 ft., EZ pull carton
- ¹xx denotes color = BL-Blue, GY-Gray, WH-White, YL-Yellow, GN-Green



Patch Cords

ICPCSJzzxx¹

- CAT 5e, 4-Pair UTP, 24 AWG
- Slim boots fit narrow port spacing
- UL listed
- Factory tested and compatible with T568A/B

¹xx denotes color - BK-Black, BL-Blue, GN-Green, GY-Gray, OR-Orange, RD-Red, WH-White, YL-Yellow

888-ASK-4ICC

csr@icc.com

icc.com