



EM3512 Mount

WALL MOUNT, EH3512 ENCLOSURE, 24 VAC

Product Features

- Specifically Designed for EH3512 Enclosures That Use 24 VAC
- Wiring Concealed Inside Mount
- Video, Power Wiring Pre-Installed
- Adjustable Pan/Tilt Head
- Mounts to Wall or Electrical Box
- Pole, Corner Mount Adapters Available



EM3512 MOUNT WITH EH3512 ENCLOSURE

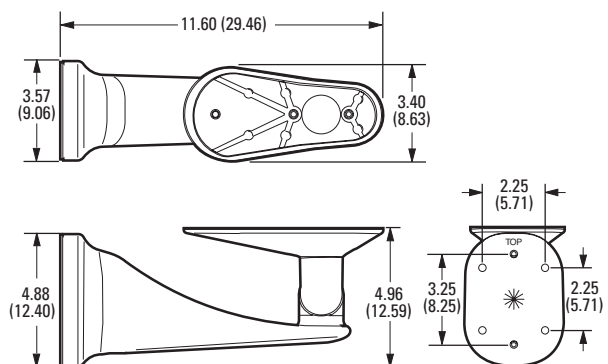
The **EM3512** feedthrough wall mount provides an attractive indoor/outdoor mount for **EH3512** enclosures that use 24 VAC power. Specifically, it is designed for use with the EH3512 enclosure (when a 24 VAC camera is installed), the EH3512-2, and the EH3512-2HD.

All wiring is concealed inside the mount. With the video and power wiring pre-installed, hook-up is easy and simple.

The mount can be attached to a wall surface or a single-gang electrical box. The PA3512 pole mount adapter is available for attaching the mount to a pole, and CM3512 corner mount adapter can be used for installation of the mount on the corner of a building.

An adjustable head allows 320 degrees of horizontal rotation. Tilt adjustment can be up to 90 degrees above or below the horizontal position.

The **EM3512** is constructed of aluminum and has a gray powder coat finish.



NOTE: VALUES IN PARENTHESES ARE CENTIMETERS; ALL OTHERS ARE INCHES.



TECHNICAL SPECIFICATIONS

MODEL

| | |
|--------|---|
| EM3512 | Light duty wall mount with manually adjustable head |
|--------|---|

RELATED PRODUCTS

| | |
|--------|--|
| CM3512 | Corner mount adapter for EM3512 mount |
| PA3512 | Pole mount adapter for EM3512 mount. Stainless steel straps supplied. Straps fit 3-inch (7.62 cm) to 8-inch (20.32 cm) diameter pole. |

MECHANICAL

| | |
|-----------------|---|
| Pan Adjustment | 320° |
| Tilt Adjustment | ±90° |
| Locking Method | Button screws; 1/8-inch hex wrench supplied |

GENERAL

| | |
|--------------|----------------------------|
| Environment | Indoor/outdoor |
| Construction | Aluminum |
| Finish | Gray polyester powder coat |

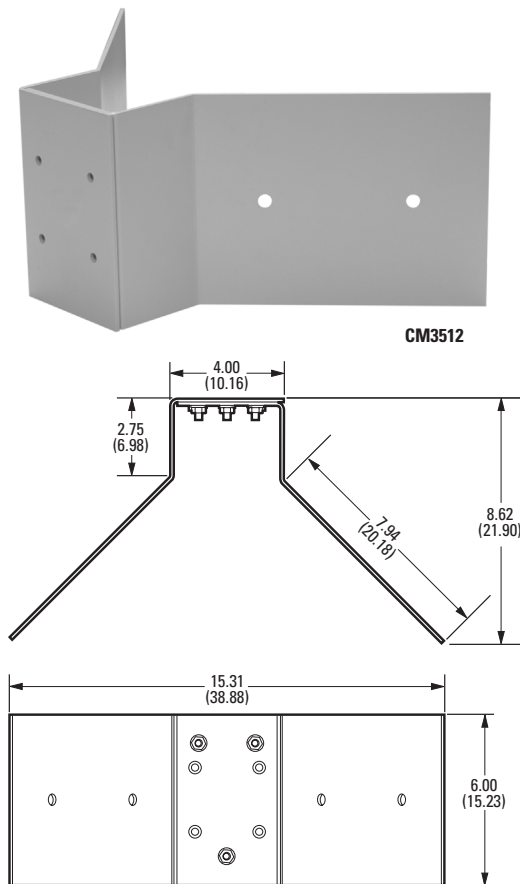
CERTIFICATIONS/PATENTS

- UL Listed
- UL Listed to Canadian safety standards
- U.S. Patents D-486,173 S and 6,824,318 B2

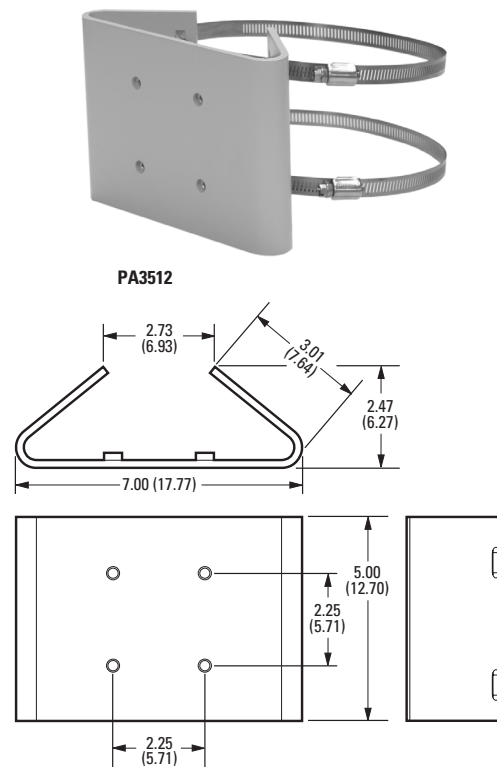
MOUNTING METHOD

| | |
|--------------------|--|
| Wall mount | Mount attaches to wall surface with four 1/4-inch diameter fasteners. Only two fasteners are required if mounting to a 2x4 stud. Fasteners are not supplied. |
| Corner adapter | Corner adapter attaches to mounting surface with four 1/4-inch diameter fasteners (not supplied). Includes hardware to attach mount to corner adapter |
| Pole adapter | Pole adapter attaches to a pole with two stainless steel straps (supplied). Straps fit 3-inch (7.62 cm) to 8-inch (20.32 cm) diameter pole. Includes hardware to attach mount to pole adapter. |
| Electrical box | Electrical box attaches to wall stud with hardware (not supplied) sufficient to penetrate wall stud 1 inch (2.54 cm). Electrical box includes screws to attach mount |
| Enclosure Mounting | EH3512 enclosure attaches to mount with two 1/4-20 x 7/8-inch Phillips screws (provided) |
| Cable Entry | Through hole in mounting plate or through 0.5-inch (1.27 cm) conduit opening in bottom of mount |

| Weights | Unit | Shipping |
|---------|-------------------|----------------|
| EM3512 | 1.95 lb (0.88 kg) | 4 lb (1.81 kg) |
| CM3512 | 2.20 lb (1.00 kg) | 4 lb (1.81 kg) |
| PA3512 | 1.40 lb (0.64 kg) | 2 lb (0.91 kg) |



CM3512



PA3512

NOTE: VALUES IN PARENTHESES ARE CENTIMETERS;
ALL OTHERS ARE INCHES.



Pelco Worldwide Headquarters:
3500 Pelco Way, Clovis, California 93612-5699 USA
USA & Canada Tel: (800) 289-9100 • FAX (800) 289-9150
International Tel: (559) 292-1981 • FAX (559) 348-1120
www.pelco.com

Pelco and the Pelco logo are registered trademarks of Pelco.
Specifications subject to change without notice.
©Copyright 2006, Pelco. All rights reserved.