

# EasyView™ Lite Series

Day/Night, 550 TV Lines, 16 or 18 IR LEDs, Vandalproof Dome Camera

## CV-HD2N-L • CV-HD39N-L

## NTSC



### CV-HD2N-L



### CV-HD39N-L



### KEY FEATURES

- 1/3" CCD Sensor
- 550 TV Lines
- 2.9mm Fixed Lens, or 3.8mm~9.5mm, DC Auto Iris Lens
- Day/Night Functionality w/ ICR (CV-HD39N-L Only)
- 18 IR LEDs (2.9mm), 16 IR LEDs (3.8~9.5mm)
- 0.1 Lux (Color), 0.00 Lux (B/W, IR LEDs On)
- 12VDC or 12VDC/24VAC Dual Voltage

### LENS OPTION

- 2.9mm Fixed Lens - CV-HD2N-L (12VDC)
- 3.8~9.5mm, DC Auto Iris Lens - CV-HD39N-L (12VDC/24VAC Dual Voltage)

### CONSTRUCTION

- 3" Polycarbonate Bubble
- 3-Axis Gimbal
- Impact Resistant Dome w/ Aluminum Housing
- Compact Size

### AVAILABLE MODELS

- CV-HD2N-L (Ivory Housing Only) - 2.9mm Fixed Lens
- CV-HD39N-L (Ivory Housing Only) - 3.8mm~9.5mm, DC Auto Iris Lens

### TECHNICAL SPECIFICATIONS

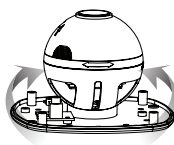
Technical Specifications	CV-HD2N-L	CV-HD39N-L
Video Format	NTSC/PAL	
Image Sensor	1/3" CCD	
Horizontal Resolution	550 TV Lines	
Day/Night Functionality	Yes	Yes w/ ICR
Lens Type	Fixed 2.9mm	Vari-focal 3.8mm-9.5mm
Angle of View	120°	95.5°(W) ~ 37.3°(T)
IR LEDs	18	16
IR LEDs Distance	Up to 50ft.	
LEDs Illumination Angle	80°	80°
Sync System	Internal	
Effective Pixels	768(H) x 494(V)	
Scanning System	525 Lines, 2:1 Interlaced	
Electronic Shutter	1/60 ~ 1/100,000 sec.	1/60 sec.
Main Video Output	1.0 Vp-p Composite, 75 ohm	
Service Monitor Output	1.0 Vp-p Composite, 75 ohm	
Minimum Illumination	0.1 Lux (Color), 0.00 Lux (B/W, IR LEDs On)	
S/N Ratio	More than 48dB (AGC Off)	
General Information	CV-HD2N-L	CV-HD39N-L
Operating Temperature	23°F ~ 113°F	
Operating Humidity	Within 90% RH	
Power Consumption	1 Amp (LED On), 500 mA (Camera Only)	
Input Voltage	12VDC	12VDC/24VAC Dual Voltage

\*specifications are subject to change without any prior notice.

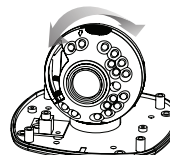
### 3-AXIS GIMBAL, SIMPLY MOUNT AND POINT

All EasyView™ Lite dome camera gimbal has the ability to rotate, tilt, and pan for easy camera placement. Simply mount the camera to the ceiling, wall, or under the eaves on the exterior of building or a house and point the camera to the area you want to surveillance.

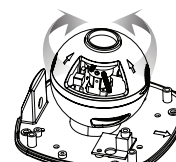
- 1 Rotation 355°
- 2 Tilting 90° w/ IR LEDs
- 3 Panning 355°



1 Rotation 355°



2 Tilting 90° w/ IR LEDs



3 Panning 355°

### DIMENSIONS

Unit: Inches (mm)

