

COMBINATION SENSOR

COM-IN-100A



This combination sensor consists of 4-stacked photoelectric beams and 24.1GHz microwave which reinforces the range and stability in severe weather conditions.

TWO FREQUENCIES (H) and (L) SELECTION

Two models are available with different microwave frequencies, COM-IN-100AH (H) and COM-IN100AL (L).

INTELLIGENT FUNCTIONS

- * Four frequencies selection
Four channel frequency is selectable to avoid crosstalk between sensors which are stacked, in-line, or other configurations which have the potential of spillover transmission from one beam to another.
- * Environmental output selector
The environmental signal is initiated when the beam reception level is reduced below an acceptable level by poor weather conditions (dense fog or torrential rain etc.).
- * Alarm memory
Alarm memory LED indicates which sensor issues an alarm when two or more sensors are placed on a zone.

FEATURES OF MICROWAVE SENSOR

- * High immunity against hazardous weather such as heavy fog, snowfall or rain.
- * Monitor jack output
- * Easy alignment

FEATURES OF PHOTOELECTRIC BEAM SENSOR

- * 4 Synchronized high power infrared beams.
- * Sensitivity attenuation LED
Lights when beam level is attenuated, which show low sensitivity.
- * Monitor jack output.
- * Protection against frost/dew
As a special hood is attached on sensor cover, beam protection continues without interruption even when the cover is screened by frost or dew.

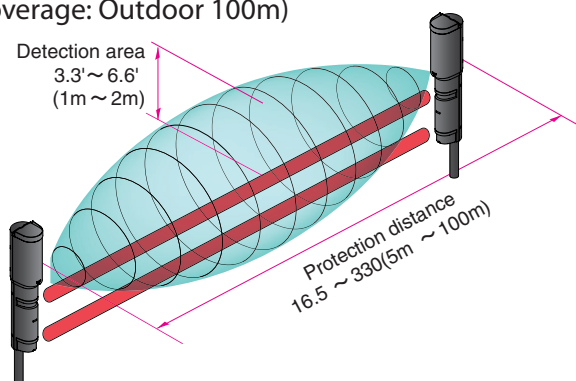
OTHER FEATURES

- * Automatic gain control (AGC) circuit
- * Alarm output mode “AND” or “OR” are selectable with a switch.
- * Microwave antenna and PE beam lenses adjustable (horizontal $\pm 90^\circ$, vertically $\pm 10^\circ$.)
- * Tamper output
- * Pole or wall mount
- * Optional accessories

COMBINATION SENSOR

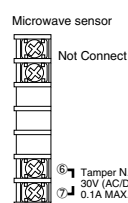
■ COVERAGE

(Coverage: Outdoor 100m)

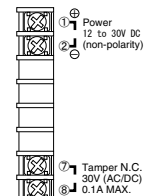


■ TERMINAL ARRANGEMENT

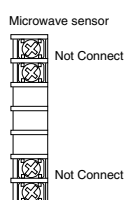
[Transmitter]



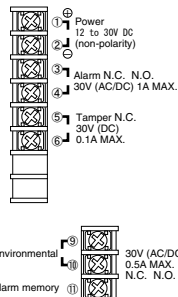
Beam sensor



[Receiver]



Beam sensor



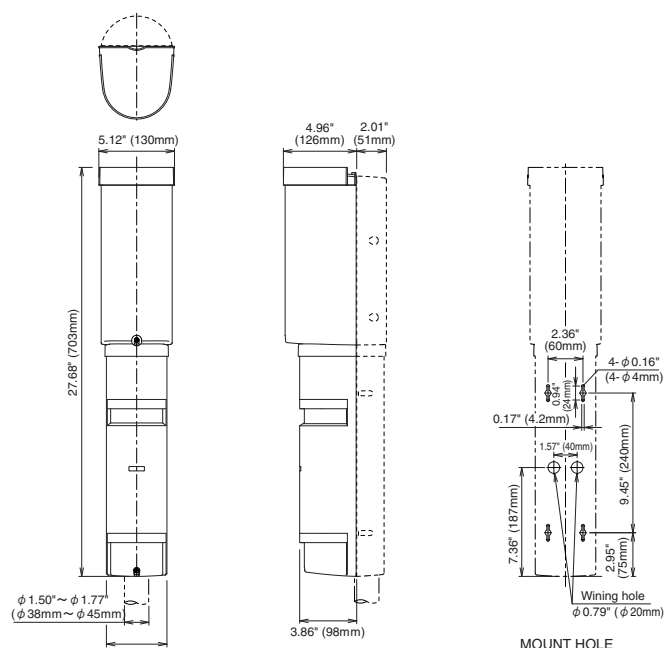
■ OPTIONAL

- Pole cover
BP-100 COM



EXTERNAL DIMENSIONS

[Unit : inch (mm)]



■ SPECIFICATIONS

Type	Combination sensor
Model	COM-IN-100A
Protection distance	16.5ft. (5m) to 330ft. (100m)
Max. arrival distance	Photoelectric beam : 3300ft. (1000m) (tenfold margin distance) Microwave : approx. 660ft. (200m)
Infrared beam	LED (pulsed beam by LED) Double modulation
Microwave	(L) 24.11GHz (H) 24.17GHz
Detection system	Photoelectric beam and microwave
Response time	Photoelectric beam sensor : 0.05sec. to 0.7sec. (Variable at pot) Microwave : 0.04sec. to 0.3sec. (Variable at pot)
Alarm signal	Dry contact relay output N.O. N.C. Contact action : Interruption time + delay time (approx. 2sec.) Contact capacity : 30V (AC/DC) 1A
Environmental signal	Dry contact relay output N.O. N.C. Contact capacity : 30V (AC/DC) 0.5A
Supply voltage	12~30V DC
Power consumption	When alarmed 175mA or less ● Transmitter : 75mA or less ● Receiver : 100mA or less When adjusted 210mA or less ● Transmitter : 75mA or less ● Receiver : 135mA or less
Tamper signal	Dry contact output N.C. Contact capacity : 30V (AC/DC) 0.1A
Functions	Alignment tone switch, Attenuation LED, Monitor jack, Alarm memory indication, Modulation frequency selectable (4stage), Environmental check, Automatic gain control (AGC) circuit, Frost protection cover, Alarm output selectable (AND/OR)
Weight	Transmitter 72.5oz (2070g) Receiver 77.7oz (2220g)
Appearance	PC resin (Wine red)

※The specifications are subject to change without notice.

Please Note : This sensor is designed to detect intrusion and to initiate an alarm; it is not a burglary-preventing device, TAKEX is not responsible for damage, injury or losses caused by accident, theft, Acts of God (including inductive surge by lighting), abuse, misuse, abnormal usage, faulty installation or improper maintenance.

TAKEX

In Japan

Takenaka Engineering Co., Ltd.
83-1, Gojo-sotokan, Higashino,
Yamashina-ku, Kyoto 607-8156, Japan
Tel : 81-75-501-6651
Fax : 81-75-593-3816
<http://www.takex-eng.co.jp>

In the U.S.

Takex America Inc.
3350 Montgomery Drive, Santa
Clara, CA 95054, U.S.A.
Tel : 408-747-0100
Fax : 408-734-1100
[http : // www. takex. com](http://www.takex.com)

In Australia

Takex America Inc.
Unit 16/35 Garden Road, Clayton,
3168 Victoria, Australia
Tel : 03-9546-0533
Fax : 03-9547-9450

Takex America Inc.

Takex America Inc.
Brisbane office : 1/50 Logan
Road, Woolloongabba
Queensland 4102, Australia
Tel : 07-3891-3344
Fax : 07-3891-3355

In the U.K.

Takex Europe Ltd.
Takex House, Aviary Court, Wade Road,
Basingstoke, Hampshire. RG24 8PE, U.K.
Tel : (+44) 01256-475555
Fax : (+44) 01256-466268
[http : // www. takexeurope. com](http://www.takexeurope.com)

No.05-485	0808
-----------	------