



Indoor and Outdoor
Dome Housing



Vandal Resistant
Indoor and Outdoor
Dome Housing

VideoEdge IP SpeedDome

Indoor and Outdoor Dome Housings

Features That Make a Difference:

- Precision-crafted bubbles maintain the integrity of light and image
- Reinforced high impact design with vandal resistant option
- Four alarm inputs, one output
- Surge and lightning protection of video, data, alarm input and output, and power
- Plug and play connectors enable easy servicing of environmental board
- Ceiling, pole, roof, wall, and corner mounts available

OUTDOOR HOUSING-SPECIFIC FEATURES

- Temperature-controlled interior environment
- Automatic defog and defrost heater cycle modes
- Thermostatically controlled heater and blower prevent excessive buildup of ice and removes any that does accumulate in one hour
- On-demand menu through the web interface displays housing temperature and humidity
- Meets IP66/NEMA 4 specifications

The VideoEdge IP SpeedDome indoor and outdoor housings allow the IP Dome to be installed in virtually any environment. The superior optics within the bubble have been designed to maintain the integrity of light, producing images that are optically correct.

The housings have been designed to provide maximum protection to the internal camera in various conditions. In extreme temperatures, the outdoor housing's built-in thermostatically controlled heater and blower prevent excessive ice from forming on the outside bubble.

Both indoor and outdoor housings are constructed with a reinforced fiberglass high impact polycarbonate material along with a UV stabilized sun shade, trim ring, and top cover. The bubble assembly is affixed to the top via tamper-proof screws.

For applications where vandalism is a concern, a vandal resistant model is available which includes an aluminum sunshield cover and a high impact bubble which meets ANSI-87.1 impact safety standards. For additional protection, a steel bubble cage is also provided.

The housings are equipped with four alarm inputs and one alarm output and surge protection is provided to all video and external lines. The housings are available with your choice of a clear or smoked bubble and a variety of mounts make it easy for you to install it in nearly any application.

An optional end cap assembly is ideal for cable interconnection.

features

Outdoor Housings

Model Numbers

ADVESDHOC	Housing with Clear Bubble (f0)
ADVESDHOS	Housing with Smoked Bubble (f1.0)
ADVESDHOVRC	Vandal Resistant Housing with High Impact Clear Bubble (f0)
ADVESDHOVRS	Vandal Resistant Housing with High Impact Smoked Bubble (f1.0)

Electrical (for heater blower)

Input Voltage	24 VAC @ 50/60 Hz, NEC Class 2, Certified Limited Power Source
Design Tolerance	20 to 30 VAC @ 50/60 Hz,
Power Consumption	60W Max: 2.5A @ 24VAC
Surge Protection	Power Line TVS rated at 60V, 1.5 joules; Gas discharge tube rated at 8/20 us Impulse Discharge Current: 5kA

Environmental

Weatherproof Standard	NEMA 4, IP66
Operating Temperature	-40° to 50°C (-40° to 122°F)
Storage Temperature	-10° to 50°C (14° to 122°F)
Humidity	0% to 95% RH (noncondensing)

Mechanical

Height	32.1 cm (12.5 in)
Diameter	24.4 cm (9.6 in)
Weight (ADVESDHOC, ADVESDHOS)	
Without dome	2.22 kg (4.89 lbs)
With dome	3.38 kg (7.45 lbs)
Weight (ADVESDHOVRC, ADVESDHOVRS)	
Without dome	2.82 kg (6.21 lbs)
With dome	3.98 kg (8.77 lbs)

Regulatory

Safety	
US and Canada	UL 60950-1/CSA C22.2 No. 60950 and UL50 (Type 4)
European Union	EN60950 -1 and EN60529 IP 66 EMC
US	FCC Part 15 Class A
Canada	ICES-003/NMB-003 Class A
Europe	EN55022 Class A, EN50130-4
Australia/New Zealand	AS/NZS CISPR22 Class A

Maximum Distances from Power Source

Dome and housing to be connected to a Class 2 LPS, 24 VAC, 80 VA power source (do not exceed maximum outdoor Class 2 ratings of 30 VAC, 100 VA).

	18 AWG	16 AWG	14 AWG
Low Line Voltage 102/204 VAC	60 m (200 ft)	100 m (320 ft)	160 m (520 ft)
Low Line Voltage 90/180 VAC	30 m (100 ft)	50 m (160 ft)	80 m (260 ft)

ADSPOT Features and Specifications



- Single Position Outdoor Power Supply
- Supports both 120 VAC and 230 VAC
- Small, compact design
- Weatherproof design: NEMA 4 and IP66 rated
- Euro-style terminal blocks for quick and simple installation

Mechanical

Dimensions (H x W x D)	75 x 125 x 75 mm (6.9 x 4.9 x 3.0 in)
Weight	3.7 kg (8.2 lbs)
Enclosure Material	Impact-resistant polycarbonate
Color	Light gray
Wall Mounting Options	Concrete, wood or sheet rock
Mounting Area (H x W)	281 x 200 mm (11.1 x 7.9 in)
Cover Fasteners	Four captive screws
Cable Access Knockouts	Eight 21 mm or 15.5 mm (0.83 in or 0.61 in) Four 29 mm or 23 mm (1.14 in or 0.91 in)

Electrical

Power Source	100-120 VAC or 200-240 VAC @ 50/60 Hz
Operational Limits	90-135 VAC or 180-265 VAC @ 50/60 Hz
Input Current	1.0 A/0.5 A
Output	4 VAC, 2.5 A max.
UL Listed Class	2
Certified Limited Power Source	

Environmental

Weatherproof Standard	NEMA 4, IP66
Operating Temperature	-40° to 50°C (-40° to 122°F)
Storage Temperature	-40° to 50°C (-40° to 122°F)
Humidity	0% to 95% RH (noncondensing)

Regulatory

Safety	UL 60950
	CSA C22.2 No. 60950
	EN60950
	IEC 60950

Indoor Housings

Model Numbers

ADVESDHIC	Indoor Housing with Clear Bubble (f0)
ADVESDHIS	Indoor Housing with Smoked Bubble (f0)
ADVESDHICVR	Indoor Vandal Resistant Housing with High Impact Clear Bubble (f0)
ADVESDHISVR	Indoor Vandal Resistant Housing with High Impact Smoked Bubble (f1.0)

Environmental

Operating Temperature	-10°C to 50°C (14°F to 122°F)
Storage Temperature	-10°C to 50°C (14°F to 122°F)
Humidity	0% to 95% RH (noncondensing)

Mechanical

Height	32.1 cm (12.5 in)
Diameter	24.4 cm (9.6 in)
Weight (ADVESDHIC, ADVESDHIS)	
Without dome	1.7 kg (3.75 lbs)
With dome	2.86 kg (6.3 lbs)
Weight (ADVESDHICVR, ADVESDHISVR)	
Without dome	2.3 kg (5.07 lbs)
With dome	3.46 kg (7.63 lbs)

Regulatory

Safety	
US and Canada	UL 60950-1/CSA C22.2 No. 60950
European Union	EN60950 -1



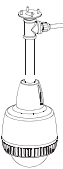
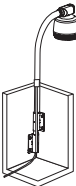


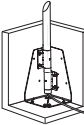

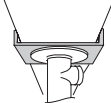
ADVESDHRDCLGC, ADVESDHRDCLGS Features and Specifications

Ceiling mounts used to mount the American Dynamics VideoEdge IP SpeedDome to 2x2 suspended ceilings or tile ceilings. For installations in a 2'x2' drop tile ceiling also order RH2x2.

ADVESDBASE Features and Specifications

Ceiling mount used to install an American Dynamics VideoEdge IP SpeedDome to a ceiling, a 3x3 (RHIU3x3) or 4x4 (RHIU4x4) electrical box, or in conjunction with wall/corner mounts (ADSDICM), 2x2 tile pendant mounts (RHIU2x2P), indoor pendant mount (RHOPN), I-Beam Mount (RHIUIMB). The mount makes PoE installation easy.

mounts and accessories

Mounting Options				
Mount	Description	Construction	Dimensions	Weight
RHOSW: Short Wall Mount with End Cap Assembly 	This mounting structure attaches directly to a flat wall. When used with the RHOWCA corner bracket adapter or RHOWPA pole strap adapter it can be affixed to corners as well as poles. A mounting cover conceals the mounting plate for a more attractive appearance.	Powder-coated aluminum, ABS plastic and fiber-filled PVC	With dome installed 366 x 218 x 282 mm (14 x 9 x 11 in)	1.3 kg (3 lbs)
RHOLW: Long Wall Mount with End Cap Assembly 	This mount attaches directly to a flat wall, positioning the dome away from the wall, so that it can see over furniture, shelving and displays. When used with the RHOWCA corner bracket adapter or RHOWPA pole strap adapter it can be affixed to corners as well as poles. A mounting cover conceals the mounting plate for a more attractive appearance.	Powder-coated aluminum, ABS plastic and fiber-filled PVC	With dome installed 366 x 218 x 587 mm (14 x 9 x 23 in)	1.7 kg (3.9 lbs)
RHOPN: Outdoor Pendant Mount 	This mount suspends an outdoor dome housing from an outdoor ceiling or horizontal surface. It can be installed using either new or existing 1.25" NPT threaded pipe or rigid conduit up to 10 feet (3 meters) in length.	Powder-coated aluminum, ABS plastic	115 x 120 x 120 mm (4.5 x 5 x 5 in)	1.8 kg (4 lbs)
RHOTR: Over-the-Roof Mount with End Cap Assembly 	This mount affixes directly to any wall, rooftop wall or parapet, positioning the dome away from the wall, so that it can see over awnings, soffits and landscaping. Opposing wing brackets secure installation to the roof surface, while allowing the pole to be repositioned for easy service access.	Powder-coated aluminum, ABS plastic and fiber-filled PVC	1098 x 243 x 473 mm (43 x 10 x 19 in)	5.7 kg (12.7 lbs)
Adapter Options				
Adapter	Description	Construction	Dimensions	Weight
RHOWCA: Corner Bracket Adapter 	This adapter attaches the long and short wall mounts (RHOSW & RHOLW) to affix to outside corners. Powder-coated aluminum construction ensures an extremely sturdy installation.	Powder-coated aluminum	185 x 210 x 125 mm (7 x 8 x 5 in)	.79 kg (1.75 lbs)
RHOWPA: Pole Strap Adapter 	This adapter attaches the long and short wall mounts (RHOSW & RHOLW) to outside corners. This kit contains stainless steel straps that can be daisy-chained to accommodate any size pole and all the necessary mounting hardware.	Powder-coated aluminum and stainless steel	138 x 79 x 27 mm (5 x 3 x 1 in) Straps support 53 to 951 mm (2 to 30 in) pole diameter	.5 kg (1.1 lbs)
ROTRF: Floor Adapter for RHOTR 	This adapter installs the RHOTR over-the-roof mount on horizontal and vertical roof/parapet surfaces. Multiple fastening positions provide versatility for mounting on any combination of surfaces and angles.	Powder-coated aluminum	369 x 240 x 240 mm (15 x 10 x 10 in)	2.59 kg (5.75 lbs)
ROENDC: End Cap Assembly 	This mounting assembly retrofits any existing outdoor SpeedDome wall, pole, corner, or over-the-roof mount to accommodate newer outdoor housings. A modular design lets you mount the housing to the end cap on the ground, before installing it on the mounting pole, making the process safe and easy.	Fiber-filled PVC	64 x 103 x 194 mm (3 x 4 x 8 in)	.32 kg (.7 lbs)
RHIUBM: Indoor I-beam Clamp Assembly 	This assembly allows the dome to be suspended from an I-beam; and includes a clamp, pipe tee nipple and flange. The clamp attaches to a 1.25" pipe, provided by the customer, then affixes to the pendant hardware. The housing or dome assembly also mounts to the structure.	Steel and Galvanized steel	N/A	2.9 kg (6.4 lbs)

Product offerings and specifications are subject to change without notice. Actual products may vary from photos. Not all products include all features. Availability varies by region; contact your sales representative. Certain product names mentioned herein may be trade names and/or registered trademarks of other companies.

© 2010 Tyco International Ltd. and its respective companies. All rights reserved. AD0158-DS-201002-R01-A4-EN

www.americandynamics.net

