

## CAMERA MOUNTS

### ADMC1360 SERIES

A wide variety of wall and ceiling mounts are available to meet your video surveillance needs. These camera mounts have sturdy, attractive designs and are especially suitable for indoor applications. Their size and unique designs are aesthetically pleasing and complement any type of facility that uses smaller-scale CCD cameras. The units have been engineered for easy installation and adjustment, and are quality-built of rugged aluminum components. Models are available as fixed position mounts with adjustable swivel heads, and telescopic mounts with adjustable swivel heads.



### FEATURES

- Indoor mounts
- Light-duty, up to 2.2 Kg (5 pounds)
- Adjustable swivel heads
- Beige or black enamel finish
- Wall and ceiling mounts
- Attractive styling

#### **ADMC1361**

Wall mount - adjustable head - black

#### **ADMC1362**

Wall/ceiling mount - adjustable head - beige

#### **ADMC1363**

Telescopic wall mount - adjustable head - beige

#### **ADMC1365**

"J" type ceiling mount - adjustable head - beige

#### **ADMC1366**

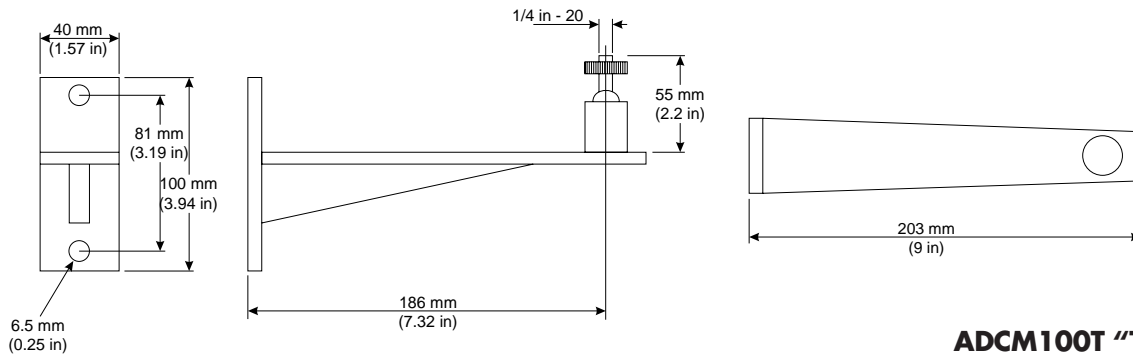
Wall/ceiling mount - adjustable head - gray

#### **ADCM100T**

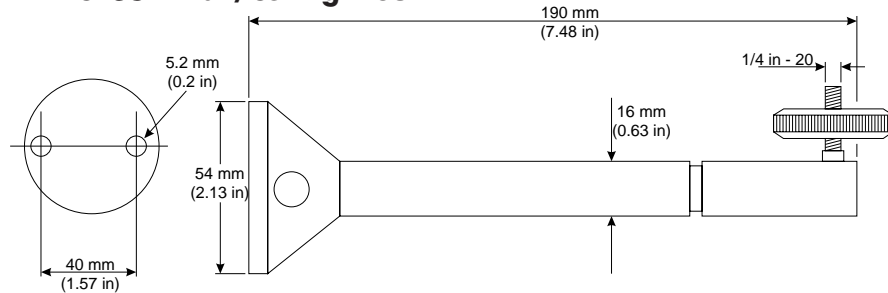
"T" bar mount - adjustable - chrome

# ADMC1360 Series Camera Mounts — sturdy and attractive; suitable for indoor applications

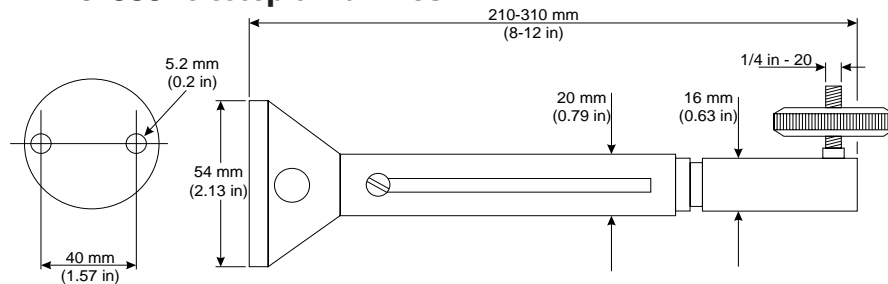
## ADMC1361 Adjustable Ball Head Wall Mount



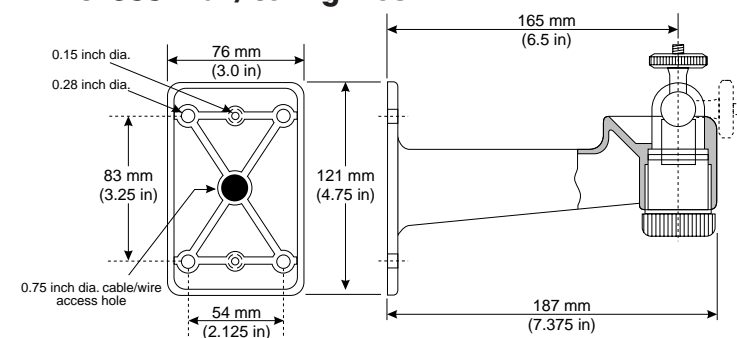
## ADMC1362 Wall/Ceiling Mount



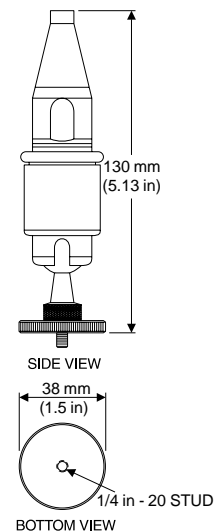
## ADMC1363 Telescopic Wall Mount



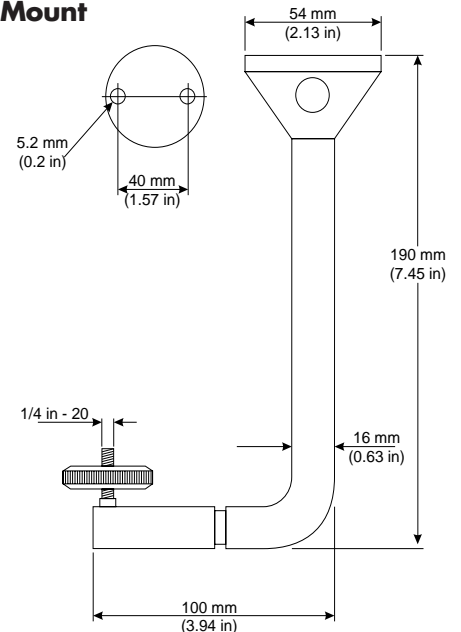
## ADMC1366 Wall/Ceiling Mount



## ADCM100T "T" Bar Mount



## ADMC1365 "J" Type Ceiling Mount



Specifications subject to improvement or change without notice.

Certain product names mentioned herein may be trade names and/or registered trademarks of other companies.