



## Discover Indoor/Outdoor Mini-Domes

### Features That Make a Difference:

- High impact vandal resistant housing that retains shape even after forceful impact
- Snap-on bubble liner for an extra level of coveryness
- Advanced pivoting axis provides greater viewing flexibility
- Three quality auto iris lens options for better image quality and improved low light performance
- High impact vandal resistant polycarbonate bubbles (clear and tinted)
- Multiple camera options, including WDR model with latest Pixim® technology and True Day/Night with moving IR filter
- Night-Saver mode for extreme low light conditions
- Easy installation with eight mounting options (surface, flush, pendant, wall, wall-pole, wall-exterior corner, inside corner, electrical box)
- Discover drone option
- IP66 and NEMA4-rated<sup>1</sup> for -30° to 50°C (-22° to 122°F)

The Discover series of Mini-Domes delivers a vandal resistant camera solution at a non-vandal resistant price. This series of high performance mini-domes includes high impact, vandal resistant dome housings built to withstand even the harshest environments. Unlike other dome housings in the industry, which are made of metal, the Discover series housing is made with extremely durable composite and polycarbonate materials that have “shape memory”. The Discover housing comes with a choice of clear or tinted vandal resistant bubbles and includes a bubble liner to make it more covert. An advanced pivoting axis lets you position the camera at exactly the angle you need, while optimal white balance provides the clearest, most color-perfect images possible.

With three different types of mini-domes to choose from, there's a Discover solution just right for your particular requirements.

The Discover wide dynamic range (WDR) mini-dome uses over 504 lines of resolution and a pixel-by-pixel shutter speed that lets you see better in areas where both very bright and dark areas exist, such as an entranceway. This model also features up to a 2x digital zoom to get an even closer view of the action. Night-Saver mode improves performance in low light situations,

automatically switching from color to monochrome as light dims, and reverting back to color once light is restored. The WDR mini-dome also includes a DVR-Saver mode which helps conserve valuable hard drive space, reducing the size of video files by up to 30% when used with an Intellex digital video management system.

The Discover high resolution mini-dome has 540 TVL and also includes a user-selectable Night-Saver mode. For challenging lighting environments, a selectable expanded auto white balance mode is available. Vivid colors and powerful low light performance provide some of the best images available on the market today.

The True Day/Night model incorporates a moving IR cut filter and switches automatically from color to monochrome to provide enhanced IR-sensitive night viewing.

The Discover series includes a drone option—which looks like a mini-dome from the outside but without a camera inside—and is perfect for crime deterrence at an even greater cost savings.

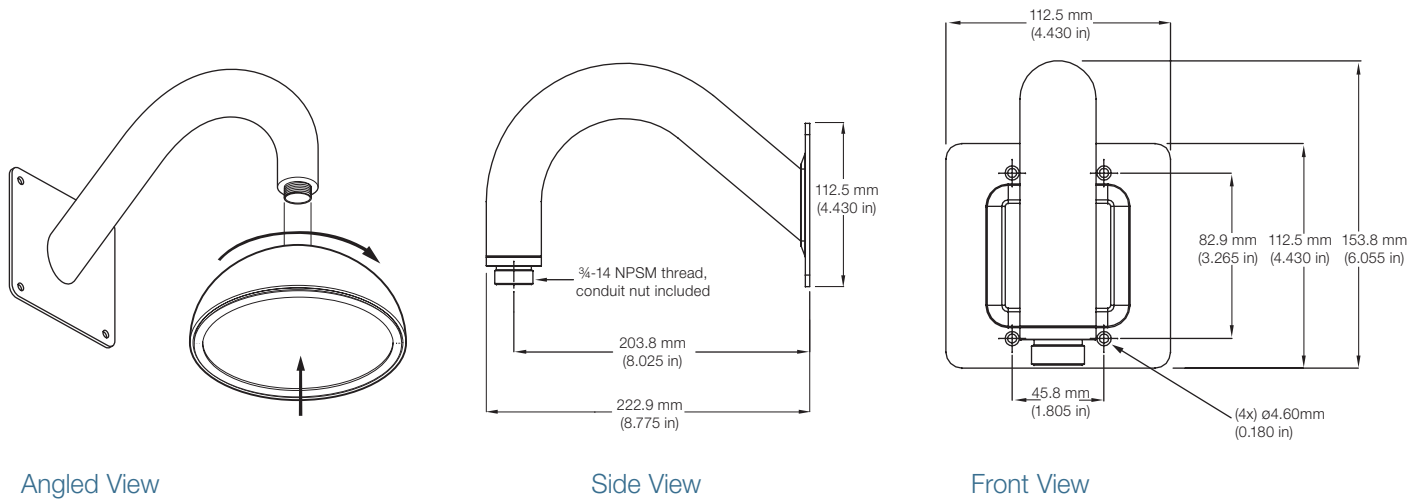
(1) Self certified

## Discover Mini-Dome Mounts

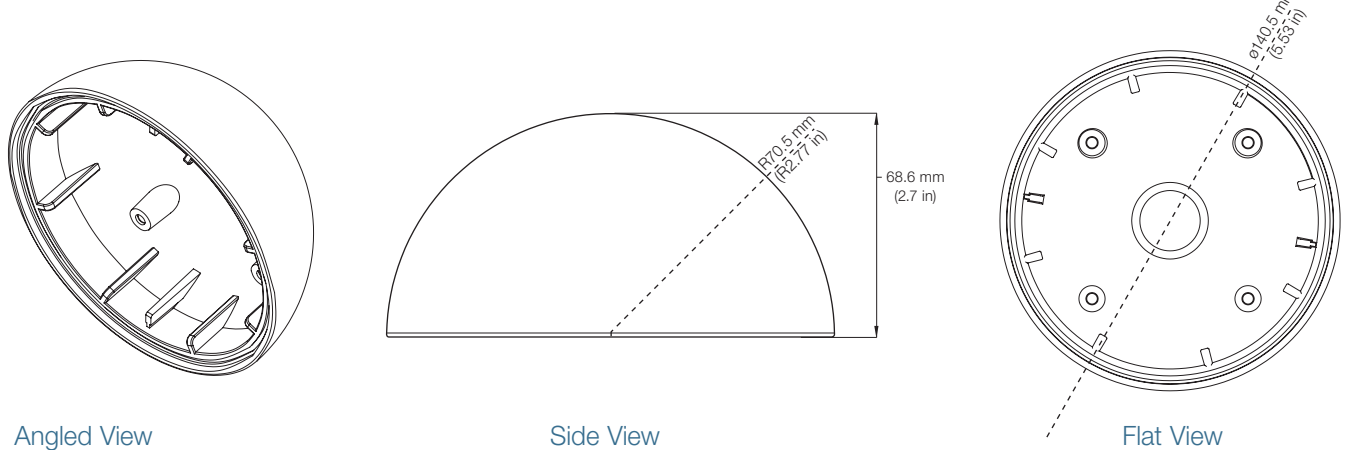
The Discover series of Mini-Domes includes eight mounting options that work with the vandal resistant cameras. Choose from surface, flush, pendant, wall, wall-pole, wall-exterior corner, inside corner, or electrical box-mounts. With eight mounting options, there is a mount to fit any installation situation. All the mounts are quick and easy to install. Installing the surface mount is easy and requires just four screws. Flush mounts have two automatic swing-out tabs that clamp onto the installation surface. An optional pendant cap provides a three-quarter inch thread for pendant mount installation while maintaining an environmental seal. The same pendant cap is available in an attractive wall mount configuration. A pole strap adapter is also available for the wall mount arm. A corner bracket adapter is available for wall-pole and inside corner mounting applications such as when needed for mounting inside an elevator. All of the eight mounts are available in black and white finishes.

Mounts		
White	Black	
ADCDMWALL	ADCBMWALL	Wall mount w/pendant cap
ADCDMCRNRO	ADCBMCRNRO	Outside corner adapter for use with ADCDMWALL or ADCBMWALL
ADCDMPEND	ADCBMPEND	Pendant cap, three-quarter inch thread
ADCDMCRNR	ADCBMCRNR	Corner mount
ADCDMPOLE	ADCBMPOLE	Pole mount for use with ADCDMWALL or ADCBMWALL
ADCDMELEC	ADCBMELEC	4S electrical box adapter
ADCDDRONE	ADCBDRONE	Drone, no camera or lens capability
Accessories		
ADCDHTR	Heater, 24V AC only, 7W	
ADCDSLCL	Video service lead cable	

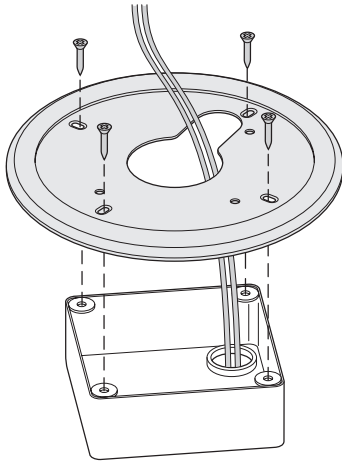
### Wall Mount with Pendant Cap (ADCDMWALL)



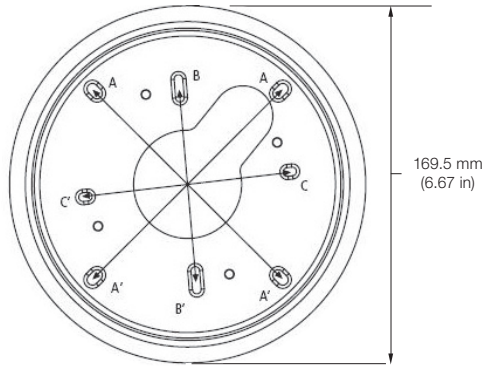
### Pendant Cap with Three-Quarter Thread (ADCDMPEND)



### 4S Electrical Box Adapter (ADCDMELEC)



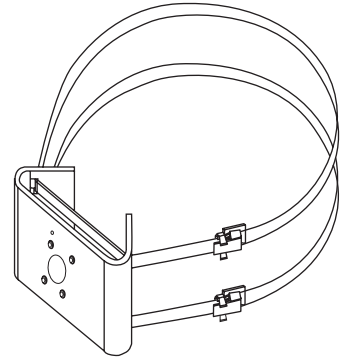
In Use



A.  $\varnothing=0.59$  cm (0.23 in), A-A=12.20 cm (4.80 in)  
 B.  $\varnothing=0.36$  cm (0.14 in), B-B=9.60 cm (3.78 in)  
 C.  $\varnothing=0.53$  cm (0.21 in), C-C=8.42 cm (3.32 in)

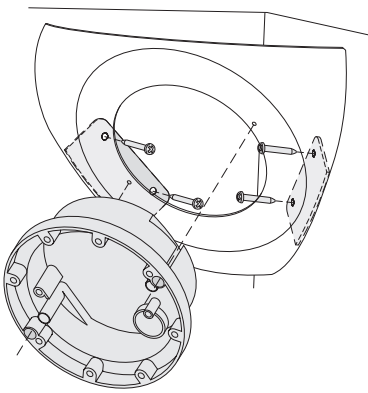
Flat View

### Pole Mount Adapter (ADCDMPOLE)

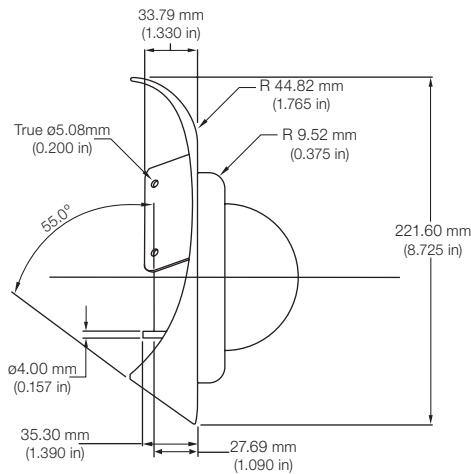


Angled View

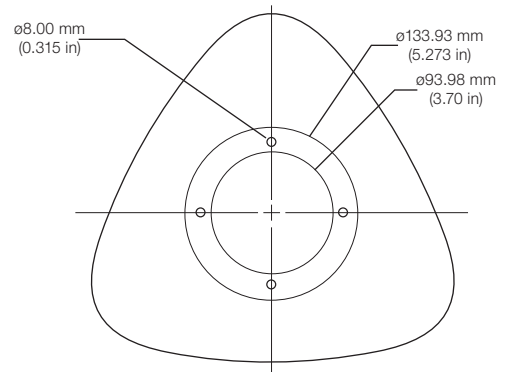
### Inside Corner Mount (ADCDMCRNR)



Angled View

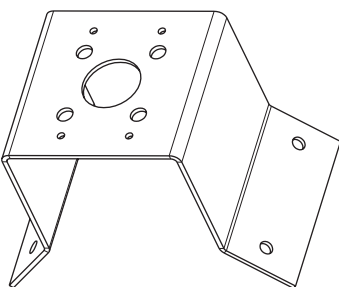


Side View

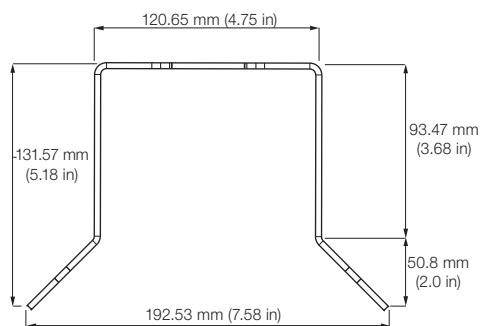


Flat View

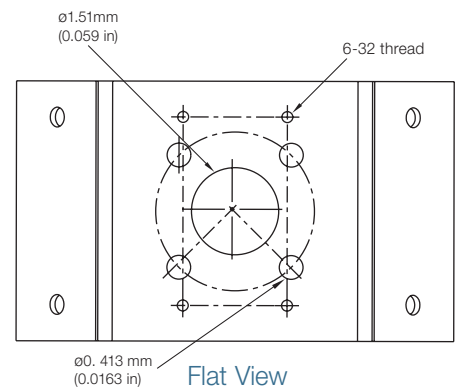
### Outside Corner Mount (ADCDMCRNRO)



Angled View



Side View



Flat View

	Wide Dynamic Range	High Resolution	True Day/Night
<b>General</b>			
Imager	Pixim orca sensor	1/3-inch CCD	1/3-inch CCD
Video Output	1.0 Vp-p/75-ohm, BNC	1.0 Vp-p/75-ohm, BNC	1.0 Vp-p/75-ohm, BNC
Horizontal Resolution	504+ TV lines	540 TV lines	540 TV lines
Active Pixel Count (H x V)	Universal: 720 x 540	NTSC: 768 x 494 (PAL: 752 x 582)	NTSC: 768 x 494 (PAL: 752 x 582)
Minimum Illumination	0.95 lux @ F1.2	Typ <sup>2</sup> : 0.65 lux @ F1.2 Min <sup>3</sup> : 0.19 lux @ F1.2	Day: 0.65 lux @ F1.2 Night: 0.07 lux @ F1.2
Digital Slow Shutter (DSS)	2x (default) – 32x	N/A	N/A
Wide Dynamic Range	120 dB/17-bit	N/A	N/A
Sync System	Line-lock, phase-adjustable or internal	Line-lock, adjustable or internal	Line-lock, adjustable or internal
S/N Ratio	>42 dB	50 dB	50 dB
White Balance	Automatic white balance (AWB), One-touch & manual	AWB	AWB
AWB Ranges—Normal (Extended)	2200 – 7500 K (2000 -11000 K)	2700 – 11000 K (2000 – 18000 K)	2700 – 11000 K (2000 – 18000 K)
WDR Metering Zone	One zone adjustable	N/A	N/A
Backlight Compensation	N/A	Center weighted on/off	Center weighted on/off
Flickerless Mode	Selectable on/off	Selectable on/off	Selectable on/off
Night-Saver	Selectable on/off	Selectable on/off	N/A
DVR-Saver Mode	Selectable on/off	N/A	Selectable on/off
Digital Zoom	Scalable, up to 2x	N/A	N/A
Power Consumption	3 watts	2.8 watts	4.5 watts
Weight	0.9 kg (1.9 lbs)	1.0 kg (2.2 lbs)	1.0 kg (2.2 lbs)

**Common to all Discover Mini-Domes**

Physical, Electrical, Environmental & Regulatory		Lenses	
Dimensions (H x W)	92 x 136 mm (3.6 x 5.4 in)	3.0 – 9.0 mm auto iris lens <sup>6</sup>	
Housing Color	White or Black	F-Stop	F1.2 ~ 360
Environmental Rating	IP66 <sup>4</sup> , NEMA4 <sup>4</sup>	Field of View (H x V)	90.0° x 66.2° (wide) & 31.8° x 23.9° (tele)
Bubble Diameter	94 mm (3.7 in)	9.0 – 22 mm auto iris lens	
Bubble Thickness	2.5 mm (0.1 in)	F-Stop	F1.4 ~ 360
Bubble F-Stop	F1.0 (tinted); F0 (clear)	Field of View (H x V)	32.1° x 23.3° (wide) & 13.1° x 9.8° (tele)
Pan & Effective Tilt (at 17 in) Range <sup>5</sup>	360° & 180° (+/-90°)	2.9 – 10 mm auto iris lens <sup>7</sup>	
Power Input	12 VDC -10% +20% 24 VAC +/-20%, 50/60 Hz	F-Stop	F1.2 ~ 360
Power Connection	Flying lead or plug	Field of View (H x V)	94.6° x 68.4° (wide) 28.8° x 21.6° (tele)
Operating Temperature (with heater)	-30°C to 50°C (-22°F to 122°F)	2.6 - 6.0 mm auto iris lens	
Operating Temperature (without heater)	-10°C to 50°C (14°F to 122°F)	F-Stop	F1.6 ~ 360
Humidity	90% (noncondensing)	Field of View (H x V)	106.0° x 78.2° (wide) & 47.6° x 35.8° (tele)
Storage Temperature	-20° to 60°C (-4° to 140°F)		
Emissions	FCC part 15 Class B EN55022 ICES-003		
Immunity	EN50130-4		
Safety	IEC 60950, UL 60950, CSA C22.2 No. 60950		

BRAND	FINISH	TYPE	LENS	BUBBLE	FORMAT
AD	X X	X	XXXX	X	X
AD	CD = Vandal resistant, White CB = Vandal resistant, Black	EH = High resolution	0309 = 3.0 - 9.0 mm   0922 = 9.0 - 22 mm   2606 = 2.6 - 6.0 mm	C = Clear T = Tinted	N = NTSC   P = PAL
		W = Wide dynamic range	0309 = 3.0 - 9.0 mm   0922 = 9.0 - 22 mm   2606 = 2.6 - 6.0 mm		U = Universal
		T = True Day/Night	2910 = 2.9 - 10 mm   0922 = 9.0 - 22 mm		N = NTSC   P = PAL

(2) Specified at 178mV (for comparison purposes)

(3) Specified at 78mV (usable signal level)

(4) Self certified

(5) Using a 2.5-6 mm lens at wide angle

(6) Offered on high resolution and wide dynamic range cameras only

(7) Offered on True Day/Night cameras only

Product offerings and specifications are subject to change without notice. Actual products may vary from photos. Not all products include all features. Availability varies by region; contact your sales representative. Certain product names mentioned herein may be trade names and/or registered trademarks of other companies.

© 2010 Tyco International Ltd. and its respective companies. All rights reserved. AD0001-DS-201007-R08-LT-EN