

1500 Series EMLock®



SDC's patented EMLock® design represents the pinnacle of magnetic lock evolution. The modular EMLock® assembly makes them easy to stock, install, upgrade and maintain.

SDC 1500 series EMLocks® include a lifetime warranty and are available in 650lbs, 1200lbs, and 1650lbs holding force. Compatible with any access control system, all EmLocks® are adaptable to virtually any application utilizing Top Jamb or Glass Door mounting kits. The epoxy-less design provides a superior appearance with a plated or anodized finish on all sides. The interlocking EZ mount assembly leaves hands free for wiring and securing of mounting screws. EMLocks® are UL Listed and ANSI Grade 1 compliant.

FEATURES

- Modular Design
- Modular Upgrade Kits
- Field Upgradeable without removing from the frame
- Uniform Design & Installation
- Identical Housing, Template & Accessories
- Quick Mount Assembly

STANDARD MOUNTING FASTENERS

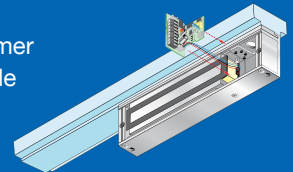
Self Drilling & Tapping Sheet Metal Screws and 10/32 Machine Screws supplied for different application needs. Blind nuts and Tool are optional.

UPGRADE MODULES INCLUDE:

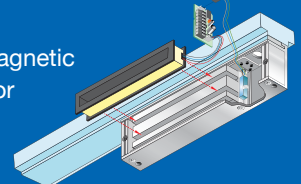
- Relock Delay Timer
- Magnetic Bond Sensor
- Door Status Sensors
- Anti-Tamper Switch
- Holding Force Upgrade
- Energy Saver Upgrade

MODULAR UPGRADE KITS

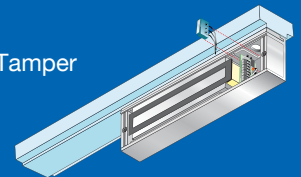
EZ-T-10 Timer
Input Module



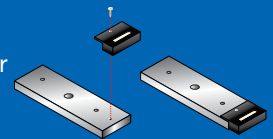
EZ-B-10 Magnetic
Bond Sensor



EZ-A Anti-Tamper
Switch



EZ-D-10 Door
Position Sensor



For complete details contact SDC to request the Modular Upgrade Kit datasheet or download from the SDC website: SDCsecurity.com/modularkits





HOW TO ORDER

1 | SPECIFY MODEL

1510 Series

1511 Single EMLock®

1512 Double EMLock®

1513 Single, split armature for pair of doors

1570 Series

1571 Single EMLock®

1572 Double EMLock®

1573 Single, split armature for pair of doors

1580 Series

1581 Single EMLock®

1582 Double EMLock®

2 | SPECIFY FINISH

Anodized Finishes

V Aluminum (standard)

Y Black anodized

Painted Finishes

C Brass powder coat

X Dark bronze powder coat

Plated Finishes (special order)

P Bright chrome

Q Dull chrome

3 | SPECIFY FACTORY INSTALLED OPTIONS

D **Door Position Sensor:** Indicates door open and door closed.
(Not available with 1513 and 1573) SPDT Dry, 250 mA @ 30VDC.

B **Magnetic Bond Sensor:** Indicates locked and unlocked, low holding power, tampering and obstruction between armature and magnetic core.
(Not available with 1513 and 1573)

• 1510 & 1570 Series: SPDT Dry, 250 mA @ 30VDC.

• 1580 Series: SPST N.O., Dry, 250 mA @ 30VDC.

A **Anti-tamper Sensor:** Indicates access cover removal. SPDT Dry, 1 Amp @ 30VDC.

L **Bi-color Status LED Indicator:** Field selectable Red, Green, or Amber
(requires additional wiring)

Indicates lock energized when wired to lock input.

Indicates de-energized/unlocked or "Enter/Go" when wired to optional timer module.

Indicates energized and de-energized or "Enter/Go" when wired to access control auxiliary output.

Indicates door is closed and locked and door is unlocked when wired to BA.

T **Adjustable Timer:** Built-in field adj. 0-30 sec. re-lock delay.
Specify one for single or double EMLocks® (not available with 1580 series)

4 | SPECIFY BRACKETS AND FILLER PLATES (OPTIONAL)

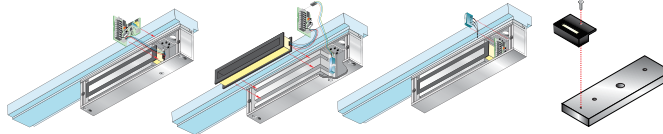
See pages 12-15 for Models and Specifications



ACCESSORIES

FIELD INSTALLED OPTION KITS

Ordered separately for field upgrade.
For complete details contact SDC to request more information on Modular Upgrade Kits.



All available through



EZ-T-10 Adjustable Timer Input

Module: Specify (1) for single or double EMLocks®
(not available with 1580 series)

EZ-D-101510, 1570 Door Position

Sensor Module: Specify (2) for double EMLocks®
(not available with 1513 and 1573)

EZ-D-801580 Door Position Sensor

Module: Specify (2) for double EM-Locks®

EZ-B-101510, 1570 Magnetic Bond

Sensor Module: Specify (2) for double EMLocks®
(Not available with 1513,1573)

EZ-B-801580 Magnetic Bond Sensor

Module: Specify (2) for double EM-Locks®

EZ-A Anti-Tamper Switch Module:

Indicates cover plate removal.

EZ-1510W Holding Force Module:

Exchange a 1200lb wire coil (1570 series) with this 1650lb wire coil.
Specify (2) for double EMLocks®

EZ-1570W Energy Saver Module:

Save on power supply and long term energy costs by exchanging 8.4 Watt, 1650lb coil with 3 Watt, 1200lb holding force coil. Specify (2) for double EMLocks®