



In or Out...we make it Easy!®



F1114

1-1/4" x 4-7/8" (ANSI)
(31.3mm x 123.3mm)



F1119

1-3/8" x 9"
(34.3mm x 228.0mm)

Tamper-Resistant "Pry-Guard" concealed behind the door frame increases strength and prevents manipulation by tool attack



"Saddle-mount" housing design for enhanced strength and durability



Features & Benefits

- Accommodates 1/2" (12.7mm), 5/8" (15.9mm), or 3/4" (19.1mm) latch projection (Pullman design not included)
- Horizontal adjustment (up to 1/4" or 6.4 mm) relieves side-load pressure, ensuring proper latch alignment
- "Saddle-mount" housing design for enhanced strength and durability
- Unique "Anti-Vibration" design prevents manipulation by vibration
- Tamper-resistant "Pry-Guard" concealed behind the door frame increases strength and prevents manipulation by tool attack
- Heavy duty solid cast stainless steel housing design (32D)
- Crossed wires are not a problem, as coil is not polarity sensitive
- Energy efficient coil design
- Internally mounted solenoid for *easier* installation
- Non-handed for right or left-hand doors
- Standard mounting tabs, shims and fasteners included
- 32D (630) satin stainless steel finish standard
- Fail-locked (fail secure) mode standard*

* Note: Fail-unlocked (fail-safe) strikes are not permitted on fire labeled doors.

F1 Series

The strength and durability of our F1 Series Electric Strikes make them ideal for Fire Rated or heavy-duty applications.

The F1 Series Electric Strikes is designed with a unique built-in anti-vibration feature, a saddle mounted housing and a tamper resistant "Pry-Guard" for increased strength and tamper-resistance.

Applications

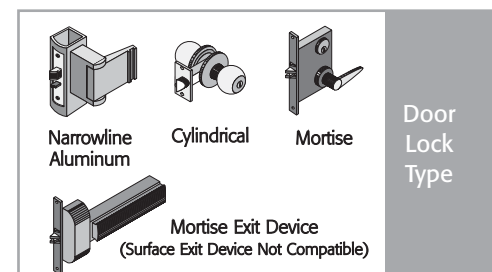
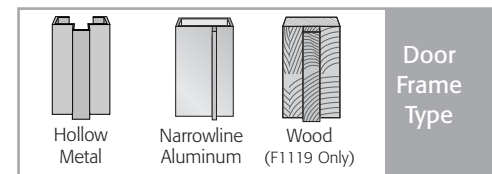
- Commercial Centers
- Industrial Buildings
- Educational Facilities
- Retail Outlets
- Health Care Facilities
- Office Complexes

Accessories

940-LG.....High Profile Latch Guard

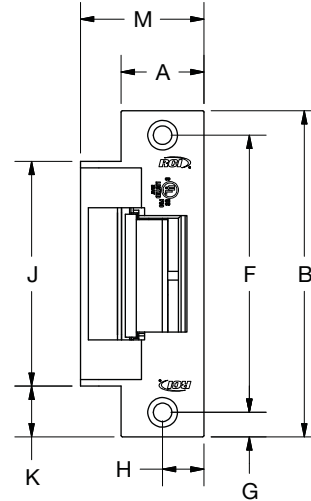
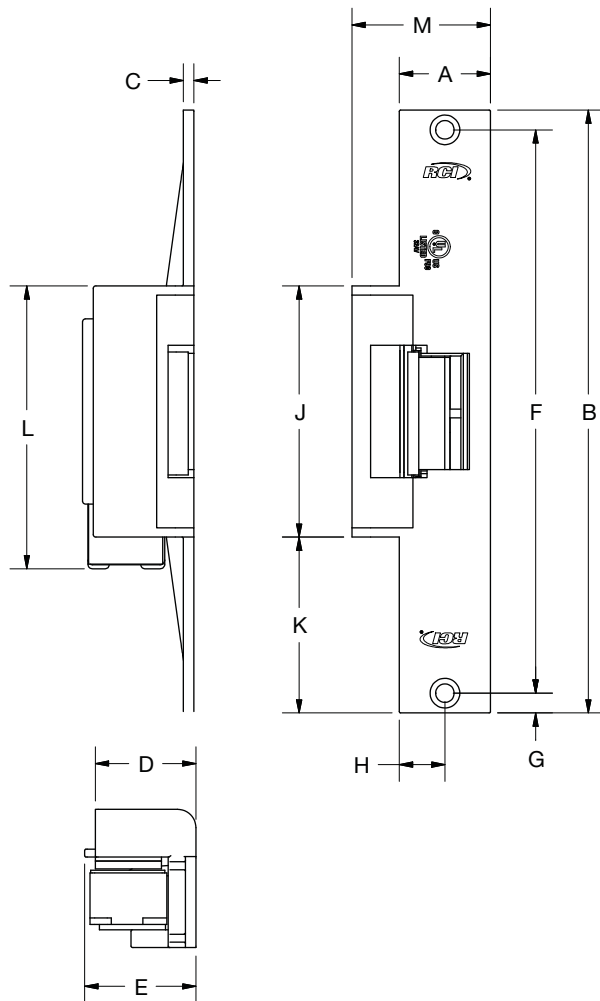
Highlights

- Fire labeled - UL 10C (1-1/2 hr.)
- UL 1034 Burglary-resistant (highest level): Static Strength: 1500 lbs., Dynamic Strength: 70 ft. lbs.; Endurance rating: 250,000 cycles
- Meets ANSI/BHMA A156.31 Grade 1
- Fits frame cut-out for Folger Adam 712 (F1114) and 310-2 (F1119). Von Duprin 6211 (ANSI) (F1114), 6215 & 6226 (F1119).
- 5-year limited warranty





In or Out...we make it Easy![®]



PROFILE MEASUREMENT	F1114 INCHES	F1119 INCHES	F1114 METRIC (mm)	F1119 METRIC (mm)
A	1-1/4	1-3/8	31.3	34.3
B	4-7/8	9	123.3	228.0
C	1/8	3/16	3.2	4
D	1-1/2	1-1/2	38.0	38.0
E	1-5/8	1-5/8	42.0	42.0
F	4-1/8	8-3/8	104.8	213.0
G	3/8	5/16	9.3	7.5
H	5/8	11/16	15.6	17.2
J	3-3/8	3-3/4	85.0	95.0
K	3/4	2-5/8	19.2	66.5
L	4	4-3/16	102.0	107.0
M	1-13/16	2-1/16	46.6	52.3

Model(s)	Mode	Code	Voltage	Current	Duty	Sound	Amps*	Ohms [†]
F1114	Fail Locked	01	11-16V	AC	Intermittent	Buzz	0.70 / 0.50	16
F1114	Fail Locked	05	12V 12V	AC DC	Intermittent Continuous	Buzz Silent	0.15 0.20	61 61
F1114	Fail Locked	08	24V 24V	AC DC	Intermittent Continuous	Buzz Silent	0.07 0.11	215 215
F1119	Fail Locked	01	11-16V	AC	Intermittent	Buzz	0.70 / 0.50	16
F1119	Fail Locked	05	12V 12V	AC DC	Intermittent Continuous	Buzz Silent	0.15 0.20	61 61
F1119	Fail Locked	08	24V 24V	AC DC	Intermittent Continuous	Buzz Silent	0.07 0.11	215 215

*Ratings are based on maximum current draw at +10°C and include initial power-up current draw. [†]Nominal resistance at +25°C ± 7% tolerance.
NOTE: Intermittent Duty = Energized less than 1 min. Continuous Duty = Energized 1 min. or more. Duty Ratio 1:5.