

## E-Plex® Narrow Stile Specifications

# E-Plex®

## 3000/3200/3600/3700 Series

## FEATURES

**Access Control:** Electronic PIN/Card lock for narrow stile aluminum glass doors—eliminates problems and costs associated with issuing, controlling, and collecting keys. Provides exterior access control for multiple users using specific PINs (Personal Identification Numbers)—**E-Plex 3000 and 3200** and/or Cards (PROX—**E-Plex 3700** or DESFire®, MIFARE® and iCLASS®—**E-Plex 3600**).

**Locking Devices:** Retrofits inside trim for Adams Rite® locks 1850, 1950, 4070, 4510, 4520, 4530, 4710, 4720, 4730, 4900, 4920AN, MS 1850S, MS 1950S, and 8400 Series (not included). Adapter Kit available for various manufacturers' narrow stile Exit Devices.

**Number of Users:** **E-Plex 3000**—300 Access Codes

**E-Plex 3200**—3,000 Access Codes with *required* software\*

**E-Plex 3600 and 3700**—3,000 Access Users; (300 using LearnLok™ feature)

**Audit Capability:** **E-Plex 3000**—The most recent 9,000 lock events are recorded in memory including use of the mechanical key override (accessible with *optional* software)

**E-Plex 3200**—30,000 events with *required* software

**E-Plex 3600 and 3700**—30,000 events with *optional* software

**Programming:** **E-Plex 3000**—Locks are programmed via keypad or with *optional* Microsoft® Excel®-based software—Simplifies management of doors and users as facility's number of users and access points grow  
**E-Plex 3200**—Locks are programmed via *required* E-Plex Enterprise Software (not included)—provides easy management of doors and users. Upgradeable to wireless\*.

**E-Plex 3600 and 3700**—Locks are programmed via keypad with LearnLok feature or via *optional* E-Plex Enterprise Software provides easy management of doors and users. Upgradeable to wireless\*.

\*(except locks bought prior to Oct. 2011)

**Operation Modes:**

- Access (via Credential)
- Lockout
- Passage—can be toggled on/off or pre-programmed to re-lock manually or via software
- Scheduled Access

**Authority Levels:** **E-Plex 3000**—Five different levels control who has access to specific lock functions, including: Service codes—programmed for one-time access or "come-and-go" access for 1 to 24 hours

**E-Plex 3200, 3600, and 3700**—Six different levels control who has access to specific lock functions, including: Service codes from single event up to four-day access, programmable in advance

**Scheduling:** **E-Plex 3200, 3600, and 3700 Access Schedules**—Up to 16 different access schedules may be programmed into reader. **Holiday/Vacation**—Up to 32 different holiday/vacation blocks may be programmed into reader.

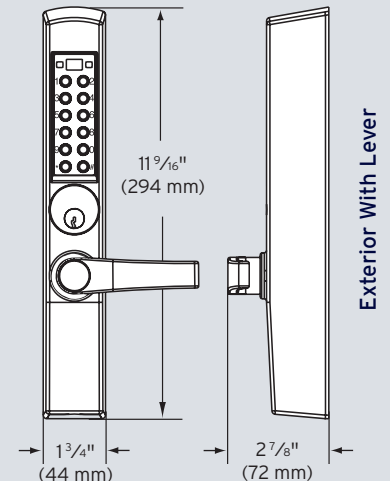
**User Parameters:** **Code length**—Adjustable to accept 4 to 8 digits

**Anti-tamper lockout**—Adjustable from 3 to 9 invalid attempts with an adjustable period of 0 to 90 seconds

**Relock time**—Adjustable from 2 to 20 seconds

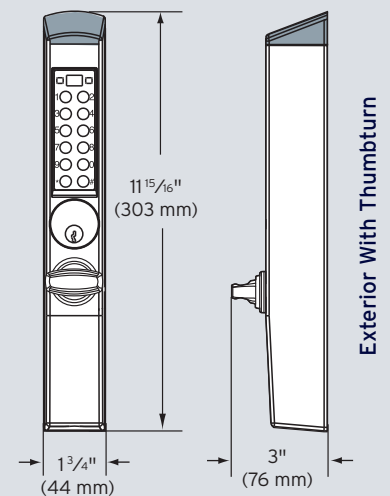


## E3000/3200 Series\* Dimensions

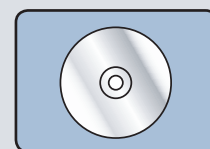


\* PC software is *required* for 3200 Series locks

## E3600/3700 Series (Card-Based)



## Optional Features



• PC Software



• Remote Unlock

### FEATURES (CONTINUED)

**Battery Operation:** Batteries located in tamper-proof base of outside housing. Four AA Alkaline batteries provide up to 180,000 cycles for E-Plex 3000/3200 and up to 120,000 cycles for E-Plex 3600/3700 (performance varies based on settings). Lock data is maintained if batteries fail. Warning lights notify low battery status.

**Ease of Installation:** No wire installation—eliminates wiring to or through the door—no risk of pinched wires

### MECHANICAL FEATURES

**Construction:** Extra heavy-duty lockset, solid cast housing, and solid cast lever or thumbturn wear tested for extensive use in indoor and outdoor applications

**Numeric Keypad:** Vandal resistant, solid metal pushbuttons

**Handing:** Non-handed, easily changed in the field

**Backset:**  $3\frac{1}{32}$ " (25 mm) minimum

**Locking Devices:** Retrofits inside trim for Adams Rite® locks 1850, 1950, 4070, 4510, 4520, 4530, 4710, 4720, 4730, 4900, 4920AN, MS 1850S, MS 1950S, and 8400 Series (not included). Adapter Kit available for various manufacturers' narrow stile Exit Devices.

**Maximum Stile Thickness:**  $1\frac{3}{4}$ " (44 mm)

**Weight:** 5.1 lbs. (2.3 kg)

### KEY OVERRIDE

**Mortise Cylinder:** Field replaceable Mortise Cylinder in Schlage "C" or Kaba 90 Keyway

**Interchangeable Cores:** Optional Mortise Shell accommodates small format—Best and equivalents (6-pin length only)

### INSTALLATION

**Ease of Installation:** No wire installation—eliminates wiring to or through the door—no risk of pinched wires

**Door Preparation:** Easily installs on narrow stile doors with four mounting screws

**Door Thickness:**  $1\frac{3}{4}$ " (44 mm)

**Items Supplied Include:** Lock assembly, installation manual, quick reference guide, operations manual, installation template, cylinder with two keys, mounting hardware, and batteries

### CERTIFICATION AND TESTING

**Accessibility Standard:** Americans with Disabilities Act (ADA)

**Durability:** Designed and fully tested to meet rigid life cycle test and operating reliability per BHMA Grade 1 requirements

**Environmental:** Indoor/Outdoor Approved Front Housing: -31 °F (-35 °C) to +151 °F (66 °C)

### WARRANTY

**Warranty:** Three-year warranty from date of installation; built-in warranty counter in lock memory. Warranty is void if product is not installed with approved locking devices noted above.

### FINISHES

**Standard Finish:** Satin Chrome 26D (626) housing and lever


**Optional Finish:** Dark Bronze (744—Simulates 10B/613) housing with Brass pushbuttons and cylinder

#### Standard Finish



Satin Chrome

#### Optional Finish



Dark Bronze

**Disclaimer:** While reasonable efforts were made to ensure the accuracy of this document at the time of printing, Kaba assumes no liability for any errors or omissions. This information is subject to be revised without notice, and changes may be incorporated in future releases

Copyright © 2014 Kaba Access & Data Systems Americas. All rights reserved.

KAA1117 0214

#### Kaba Access & Data Systems Americas

2941 Indiana Avenue  
Winston-Salem, NC 27105  
Tel: 1-800-849-8324

[www.kaba-adsamericas.com](http://www.kaba-adsamericas.com)