

**STANDARD POWDER COAT FINISHES**

LCN powder coating provides superior protection against the effects of weather conditions and is an environmentally friendly process. The high quality, chip resistant finish is far superior to any previously offered. Corrosion resistance surpasses 100 hours salt spray testing (four times the industry standard). Non-metallic components also provide the same high resistance to the effects of the elements. All LCN products must be shipped with a finish.

**LCN STANDARD FINISHES  
(CLOSEST BHMA EQUIVALENT):****ALUM ALUMINUM** (BHMA 689)**DKBRZ DARK BRONZE** (BHMA 695)**STAT STATUARY BRONZE** (BHMA 690)**LTBRZ LIGHT BRONZE** (BHMA 691)**BLK BLACK** (BHMA 693)**BRASS BRASS** (BHMA 696)**OPTIONAL CUSTOM POWDER COAT FINISHES**

LCN offers custom powder coating to provide a custom appearance and all the corrosion resistance of standard powder coat finishes at a nominal additional cost. LCN uses the RAL numbering system for the 150+ custom colors available. Contact your local SSC representative for a brochure showing the available custom colors. Note: Custom powder coat finishes require a metal cover.

**OPTIONAL PLATED FINISHES**

Visible components such as metal covers, arms, fasteners, and finish plates are plated to match the selected finish. Surface mounted tracks are powder coated to compliment the plated finish. Hidden assemblies such as cylinders, tracks, and mounting plates are supplied with a powder coated finish. Plated finishes require handling of closers.

**LCN PLATED FINISHES:**

US 3	Bright Brass (BHMA 632)
US 4	Satin Brass (BHMA 633)
US 10	Satin Bronze (BHMA 639)
US 11	Satin Bronze (BHMA 643)
US 15	Satin Nickel (BHMA 646)
US 26	Bright Chrome (BHMA 651)
US 26D	Satin Chrome (BHMA 652)

**LCN PAINTED FINISHERS**

Aluminum	ALUM (BHMA 689)
Dark Bronze	DKBRZ (BHMA 695)

**SPECIAL RUST INHIBITING (SRI) PROCESS**

For installations where a higher level of protection against weather conditions, or the effects of a potentially corrosive atmosphere is required, LCN offers a special rust inhibiting (SRI) process. Ferrous metal components receive an SRI pretreatment and a standard powder coat finish of your choice, or a custom powder coat finish for a nominal additional cost. Closers treated with the SRI process exceed the 100 hour protection level available with standard LCN powder coated finishes. For details, contact your local SSC representative or the LCN factory.

**STANDARD ANODIZED FINISHES**

LCN Senior Swing & Benchmark electromechanical power operators are offered with an anodized finish. Anodizing is an electrochemical process that thickens and toughens the protective oxide on aluminum metal.

**LCN ANODIZED FINISHES:**

Aluminum	ANCLR (BHMA 628)
Dark Bronze	ANDKBRZ (BHMA 710)

### Arm Options

STD	- Standard Arm
REG	- Regular Arm
Rw/PA	- Regular Arm with Parallel Arm Shoe
R/62A	- Regular Arm with Auxiliary Parallel Arm Shoe
H	- Hold Open Arm
Hw/PA	- Hold Open Arm with Parallel Arm Shoe
LONG	- Long Arm
XLONG	- Extra Long Arm
HLONG	- Hold Open Long Arm
EDA	- Extra Duty Arm
EDAw/62G	- Extra Duty Arm with Thick Hub Shoe
HEDA	- Hold Open Extra Duty Arm
HEDAw/62G	- Hold Open Extra Duty Arm w/ Thick Hub Shoe
CUSH	- Cush -n- Stop Arm
HCUSH	- Hold Open Cush -n- Stop Arm
SCUSH(SCNS)	- Spring Cush -n- Stop Arm
SHCUSH(SHCNS)	- Spring Hold Open Cush -n- Stop Arm
SF	- Swing Free Arm
DE	- Double Egress Arm
FL	- Fusible Link Arm

### Control Box Options

SC	- Standard Control Box
----	------------------------

### Cylinder Options

STD	- Standard Cylinder
DEL(DA)	- Delayed Action Cylinder
AVB	- Advanced Variable Backcheck
B80	- Bypass 80 Degree ME Cylinder
B140	- Bypass 140 Degree ME Cylinder
TEL	- Telephone Cylinder

### Cover Option

STD	- Standard Plastic Cover
MC	- Metal Cover
FC	- Full Cover
CL	- Cover Length
DSI	- Designer Series Cover

### Track Options

STD	- Standard Track
HO	- Hold Open Track
BUMPER	- Track with Bumper
HBUMPER	- Hold Open Track with Bumper

### Fastener Pack Options

WMS	- Wood & Machine Screws
TBWMS	- Thru-Bolt, Wood & Machine Screws
SRT	- Self Reaming & Tapping Screws
TBSRT	- Thru-Bolt, Self Reaming & Tapping Screws
TORX	- 'TORX' Machine Screws
TBTRX	- Thru-Bolt, 'TORX' Machine Screws
UNIV	- Universal Screw Pack

### Motor Gearbox Options

SF	- Standard Force Motor Gearbox
----	--------------------------------

### Powder Coat Finishes

AL	- Aluminum
DKBRZ	- Dark Bronze
STAT	- Statuary Bronze
LTBRZ	- Light Bronze
BLK	- Black
BRASS	- Brass

### Miscellaneous Terms

ELR	- Extra Long Rod
SRI	- Special Rust Inhibitor
SE	- Single Point Electronic
ME	- Multi-Point Electronic
PAH	- Parallel Arm Holder
HSA	- Hold Open / Scanner Activated
ES	- Electric Strike Relay (Control Boxes)
S	- Sequential (Control Boxes)
RF	- Radio Frequency
TJ	- Top Jamb
PA	- Parallel Arm
G	- Flush Ceiling
T	- Track
DPS	- Door Position Switch
LR	- Long Rod
ST	- Special Template
RH	- Right Hand
LH	- Left Hand
HL	- Header Length
DD	- Double Door Header
POS	- Positive Mechanical Stop
BKY	- Panic Breakaway Stop
XP	- Extra Protection

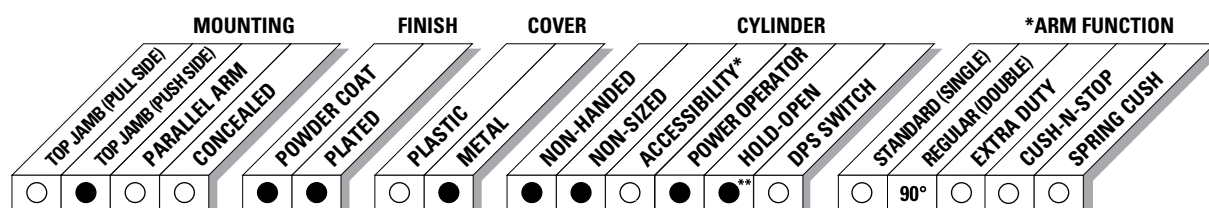


The 4640 AUTO EQUALIZER™ is LCN's SMART & RELIABLE electrically powered low-energy power operator. It provides easy access for people with disabilities, or the elderly. Designed primarily for manual opening applications that occasionally require automatic opening.

<b>Certifications</b>	Grade 1 - ANSI A117.1, A156.19, UL 10C, ADA, 100 Hour Salt Spray, Meets BAA - Buy American Act	<b>Cover</b>	Metal, standard
<b>Body Construction</b>	<ul style="list-style-type: none"> <li>■ Cast Iron Body</li> <li>■ Full Complement Bearing</li> <li>■ 1-1/2" Diameter Piston</li> <li>■ 3/4" Diameter Double Heat Treated Pinion Journal</li> </ul>	<b>Fasteners</b>	Wood and machine screws
<b>Fluid</b>	All Weather Fluid	<b>Mounting</b>	Top jamb (Push Side)
<b>Handing</b>	Non-Handed	<b>Arms</b>	<ul style="list-style-type: none"> <li>■ Regular arm, standard</li> <li>■ Long arm, optional</li> </ul>
<b>Size</b>	Adjustable Spring Size 2-5	<b>Finishes/Colors/ Powder Coat</b>	<ul style="list-style-type: none"> <li>■ Aluminum (689)</li> <li>■ Statuary Bronze (690)</li> <li>■ Light Bronze (691)</li> <li>■ Black (693)</li> <li>■ Dark Bronze (695)</li> <li>■ Brass (696)</li> <li>■ Custom colors optional</li> </ul>
<b>Warranty</b>	2 years		<ul style="list-style-type: none"> <li>■ Optional SRI primer - powder coat only</li> <li>■ Optional plated finishes*</li> </ul> <p>*End caps are black</p>

### Special Templates

Customized installation templates or products may be available to solve unusual applications. Contact LCN Product Support for assistance.



● AVAILABLE  
○ NOT AVAILABLE

Meets ADA requirements (power mode).  
 \* See individual series for maximum manual opening.  
 \*\* Switch provided for continuous hold open (4640 only).

### How-to-order 4640 Series closers

#### Specify finish

- ☐ Standard Powder Coat \_\_\_\_\_  
Aluminum, Dark Bronze, Statuary, Light Bronze, Black, Brass

### Closer options

#### Cylinder Assembly

- ☐ CS (concealed on/off switch)  
(separate key switches suggested)

#### Finishes

- ☐ Custom Powder Coat (RAL) \_\_\_\_\_  
☐ Plated Finish, US \_\_\_\_\_

#### Arm

- ☐ Long (LONG)

#### Screw pack

- ☐ TB\* Wood & Machine Screw (TBWMS)  
☐ TORX Machine Screw (TORX)  
☐ TB\* & TORX Machine Screw (TBTRX)  
\*Specify door thickness if other than 1-3/4".

#### Special template

- ☐ ST- \_\_\_\_\_

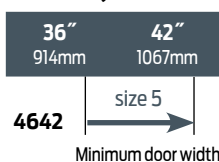
#### Closer will be shipped with:

- Standard cylinder
  - Standard metal cover
  - Regular arm
  - Wood and machine screw pack
- unless options listed below are selected

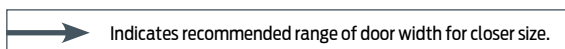
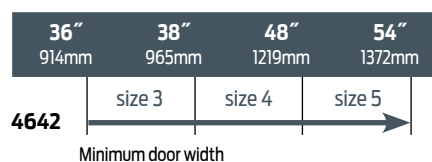
### Table of sizes

- Non-sized 4640 series cylinder is adjustable from size 2 through size 5 and is shipped set to size 3
- Closing power of 4640 Series closers may be increased 50%

#### Exterior (and Vestibule) door width



#### Interior door width



NOTE: Minimum door width 36" (914 mm).