

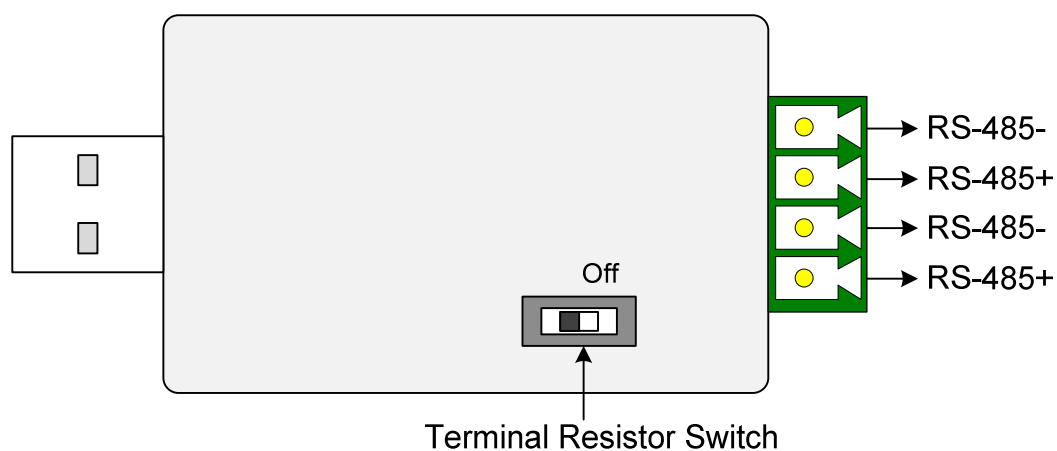
## GV-COM V2

The GV-COM V2 adds one RS-485 port to your computer through a USB connector. The GV-COM V2 can convert the standard RS-232 signal, through USB connector, to RS-485 2-wire control for PTZ cameras, GV-Data Capture Box or any other RS-485 devices.

### Packing List

1. GV-COM V2 x 1
2. USB Extension Cable x 1  
(1.8 meters / 5.91 feet)
3. Software CD x 1
4. Installation Guide x1

### Overview

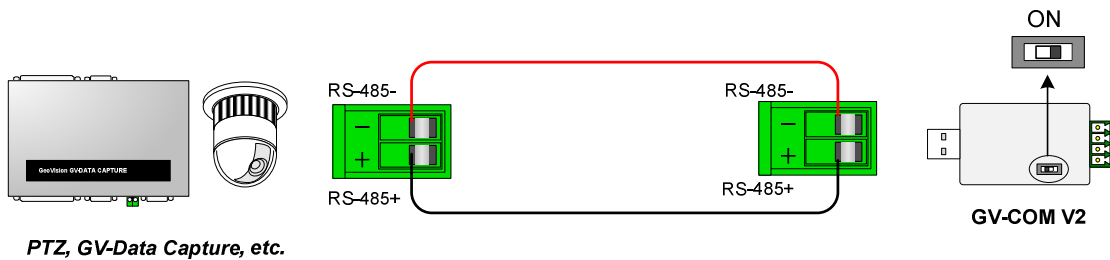


**Note:** The GV-COM V2 is only capable of converting one RS-485 signal. The RS-485 port on the GV-COM V2 is extended into two sets of connection points.

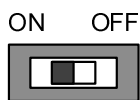
## Extending Transmission over the Distance

When the transmission signals between the RS-485 communications become weak over the distance, switch on the Terminal Resistance Switch to maintain the signals.

The diagram below illustrates how to use the Terminal Resistance Switch to maintain the signals:



### Terminal Resistance Switch

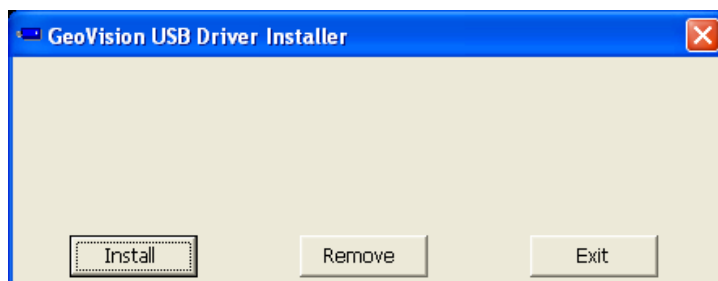


The default setting of the Switch is OFF. To switch on the Terminal Resistance Switch, push the switch to the **ON** position.

## Installing Drivers

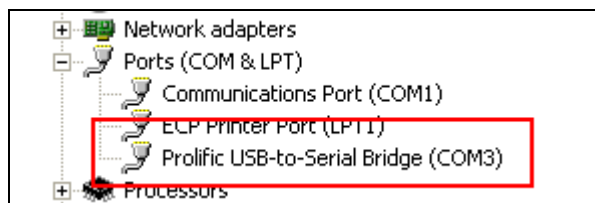
When you connect GV-COM V2 to the computer, the Found New Hardware Wizard will automatically detect the device. To install the drive, follow the steps to install the drivers.

1. Insert the Software CD. It will run automatically and pop up a window.
2. Click **Install GeoVision USB Devices Driver**. This dialog box appears.



3. Click **Install** to install the drivers. When the installation is complete, this message will appear: *Install Successfully*.
4. Click **Exit** to close the dialog box and restart the PC.

To verify the drivers are installed correctly, go to **Device Manager** and expand the **Ports** field. You should see one entry for **Prolific USB-to-Serial Bridge**.



## Specifications

<b>OS Supported</b>	<b>32-bit</b>	Windows XP / Vista / 7 / 8 / Server 2008
	<b>64-bit</b>	Windows 7 / 8 / Server 2008 / Server 2012
<b>Serial Interface</b>	<b>RS-485</b>	Signal: RS485+, RS485- Connector: Terminal Resistance Switch (120Ω)
	<b>Serial Line Protection</b>	16 KV ESD for All Signals
<b>USB</b>	<b>Compliance</b>	USB 2.0 Backward Compatible
	<b>Speed</b>	Full speed 12 Mbps
<b>Communication Parameters</b>	<b>Parity</b>	None, Even, Odd
	<b>Data Bit</b>	7, 8
	<b>Stop Bit</b>	1, 2
	<b>Flow Control</b>	RTS/CTS, XON/XOFF
<b>Speed</b>	600 bps to 115,200 bps	
<b>Environmental Conditions</b>	0~55 Degree C / 32~131 Degree F 5%~95% (Non-Condensing)	
<b>Dimensions (W x H x D)</b>	68.5 x 33.5 x 16 mm / 2.7 x 1.32 x 0.63 in	

## Ordering Information

84-GVCOM-200